

**Circuit Ricardo Tormo**  
**EURONASCAR 2**  
**Race - 1**  
**Provisional Results**

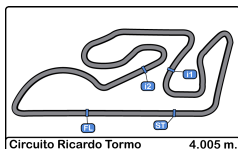
Clas	Nº	Driver	Nat	Cat	Cls	Team	Nat	Vehicle	Laps	Total Time	Gap	Interval	Km/h	Best	Time	Km/h
1	5	Tziortzis Vladimiro	CYP			Academy Motorsport / Alex Caffi	ITA	EuroNASCAR FJ	15	25:59.463			138.6	7	1:42.592	140.5
2	88	Naska Alberto	ITA	Rookie	1	CAAL Racing	ITA	Chevrolet Camaro	15	26:06.082	6.619	6.619	138.0	8	1:43.134	139.7
3	7	Doubek Martin	CZE			Hendriks Motorsport	NLD	Ford Mustang	15	26:11.098	11.635	5.016	137.6	3	1:43.308	139.5
4	56	Linster Gil	LUX			CAAL Racing	ITA	Ford Mustang	15	26:11.553	12.090	0.455	137.6	2	1:43.820	138.8
5	3	Delsaux Ulysse	FRA			RDV Competition	FRA	EuroNASCAR FJ	15	26:15.754	16.291	4.201	137.2	9	1:43.496	139.3
6	50	Hezemans Liam	NLD	Rookie	2	Hendriks Motorsport	NLD	Ford Mustang	15	26:20.694	21.231	4.940	136.8	11	1:44.001	138.6
7	33	Jouffreau Paul	FRA	Rookie	3	Speedhouse	FRA	Ford Mustang	15	26:30.184	30.721	9.490	136.0	14	1:44.730	137.6
8	69	De Groot Melvin	NLD	Legend	1	Team Bleekemolen	NLD	Ford Mustang	15	26:31.538	32.075	1.354	135.8	2	1:44.724	137.6
9	46	Gomes Miguel	PRT	Legend	2	Marko Stipp Motorsport	DEU	Chevrolet Camaro	15	26:49.597	50.134	18.059	134.3	10	1:46.010	136.0
10	23	Lintukanto Leevi	FIN			Team Bleekemolen	NLD	Chevrolet Camaro	15	26:50.483	51.020	0.886	134.2	10	1:45.834	136.2
11	48	Sokolovskiy Yevgen	UKR	Legend	3	Marko Stipp Motorsport	DEU	Chevrolet Camaro	15	26:59.499	1:00.036	9.016	133.5	8	1:46.507	135.3
12	47	Colavita Leonardo	ITA			Racers Motorsport	ITA	Chevrolet Camaro	15	26:59.588	1:00.125	0.089	133.5	6	1:45.131	137.1
13	27	Schober Patrick	AUT	Rookie	4	Double V	ITA	Ford Mustang	15	27:04.130	1:04.667	4.542	133.1	5	1:45.891	136.1
14	1	Tronconi Andrea	ITA	RookieLegend	1	Academy Motorsport / Alex Caffi	ITA	Ford Mustang	15	27:05.474	1:06.011	1.344	133.0	5	1:45.617	136.5
15	58	Lenz Christoph	CHE	RookieLegend	1	Racingfuel Motorsport	CHE	Chevrolet Camaro	15	27:09.129	1:09.666	3.655	132.7	8	1:46.394	135.5
16	38	Calvet Teo	FRA	Rookie	5	Buggyra ZM-MFT Racing	ARE	Ford Mustang	15	27:15.106	1:15.643	5.977	132.2	9	1:46.463	135.4
17	29	Koloc Aliyyah	ARE	Lady Rookie	1	Buggyra ZM-MFT Racing	ARE	Ford Mustang	15	27:17.012	1:17.549	1.906	132.1	6	1:46.313	135.6
18	4	Panagiotis Yannick	FRA	RookieLegend	2	Panasport	FRA	Ford Mustang	15	27:17.355	1:17.892	0.343	132.0	5	1:46.230	135.7
19	64	Quintal Eric	FRA	Legend	4	Speedhouse	FRA	Ford Mustang	15	27:21.570	1:22.107	4.215	131.7	7	1:47.211	134.4
20	2	Vingilis Kasparas	LTU	Rookie	6	Academy Motorsport / Alex Caffi	ITA	EuroNASCAR FJ	15	27:23.634	1:24.171	2.064	131.5	10	1:47.146	134.5
21	54	Del Castello Luli	ITA	Lady Rookie	2	CAAL Racing	ITA	Chevrolet Camaro	15	27:27.090	1:27.627	3.456	131.3	8	1:46.039	135.9
22	14	Casoli Arianna	ITA	Lady Legend	1	Speedhouse	FRA	Ford Mustang	15	27:31.274	1:31.811	4.184	130.9	15	1:47.840	133.6
23	94	Alina Loibnegger	AUT	Lady	1	Racingfuel Motorsport	CHE	Chevrolet Camaro	15	27:32.725	1:33.262	1.451	130.8	6	1:47.856	133.6
24	16	De Matteo Alfredo	ITA	Rookie	7	MK1 Racing - RaceArt Technology	ITA	Shadow DNM8	15	27:32.940	1:33.477	0.215	130.8	2	1:43.867	138.8
25	44	Koikkalainen Janne	FIN	RookieLegend	3	Team Bleekemolen	NLD	Chevrolet Camaro	15	27:44.907	1:45.444	11.967	129.8	5	1:48.958	132.3
26	40	Hauer Matthias	DEU	Legend	5	Speedhouse	FRA	Ford Mustang	14	26:03.917	1 Lap	1 Lap	129.0	5	1:48.377	133.0
27	24	Malcharek Christian	SVK			PK Carsport	BEL	Chevrolet Camaro	14	26:38.527	1 Lap	34.610	126.2	7	1:44.752	137.6
28	90	Deodhar Advait	IND			Not Only Motorsport	ITA	Chevrolet Camaro	14	27:40.511	1 Lap	1:01.984	121.5	11	1:45.876	136.1
29	17	Garisto Francesco	ITA			MK1 Racing - RaceArt Technology	ITA	Shadow DNM8	12	23:03.515	3 Laps	2 Laps	125.0	9	1:44.372	138.1
30	8	Valeri Paolo	ITA	Legend	6	Racers Motorsport	ITA	Chevrolet Camaro	11	19:53.812	4 Laps	1 Lap	132.8	8	1:45.629	136.4
31	72	Bleekemolen Michael	NLD	Legend	7	Team Bleekemolen	NLD	Ford Mustang	8	22:49.440	7 Laps	3 Laps	84.2	3	1:45.574	136.5
32	65	Benedetti Roberto	ITA	Legend	8	The Club Motorsport	ITA	Chevrolet Camaro	7	20:40.152	8 Laps	1 Lap	81.3	5	1:46.460	135.4
33	89	Panebianco Alberto	ITA			Not Only Motorsport	ITA	Chevrolet Camaro	3	6:11.846	12 Laps	4 Laps	116.3	2	1:49.958	131.1

Fastest lap Tziortzis Vladimiro in 1:42.592 at 140.5 Km/h in lap 7

Published at:.....

Track Temp: 40.0 °C Air Temp: 26.4 °C Humidity: 42 % Track Status: DRY

Stewards:	Race Director:	Timekeeper: 
-----------	----------------	-----------------



### Circuit Ricardo Tormo

### EURONASCAR 2

### Race - 1

### Provisional Results by Category

Clas	Nº	Driver	Nat	Cat	Cls	Team	Nat	Vehicle	Laps	Total Time	Gap	Interval	Km/h	Best	Time	Km/h
1	5	Tziortzis Vladimiro	CYP			Academy Motorsport / Alex Caffi	ITA	EuroNASCAR FJ	15	25:59.463			138.6	7	1:42.592	140.5
2	7	Doubek Martin	CZE			Hendriks Motorsport	NLD	Ford Mustang	15	26:11.098	11.635	11.635	137.6	3	1:43.308	139.5
3	56	Linster Gil	LUX			CAAL Racing	ITA	Ford Mustang	15	26:11.553	12.090	0.455	137.6	2	1:43.820	138.8
4	3	Delsaux Ulysse	FRA			RDV Competition	FRA	EuroNASCAR FJ	15	26:15.754	16.291	4.201	137.2	9	1:43.496	139.3
5	23	Lintukanto Leevi	FIN			Team Bleekemolen	NLD	Chevrolet Camaro	15	26:50.483	51.020	34.729	134.2	10	1:45.834	136.2
6	47	Colavita Leonardo	ITA			Racers Motorsport	ITA	Chevrolet Camaro	15	26:59.588	1:00.125	9.105	133.5	6	1:45.131	137.1
7	24	Malcharek Christian	SVK			PK Carsport	BEL	Chevrolet Camaro	14	26:38.527	1 Lap	1 Lap	126.2	7	1:44.752	137.6
8	90	Deodhar Advait	IND			Not Only Motorsport	ITA	Chevrolet Camaro	14	27:40.511	1 Lap	1:01.984	121.5	11	1:45.876	136.1
9	17	Garisto Francesco	ITA			MK1 Racing - RaceArt Technology	ITA	Shadow DNM8	12	23:03.515	3 Laps	2 Laps	125.0	9	1:44.372	138.1
10	89	Panebianco Alberto	ITA			Not Only Motorsport	ITA	Chevrolet Camaro	3	6:11.846	12 Laps	9 Laps	116.3	2	1:49.958	131.1

#### Rookie

1	88	Naska Alberto	ITA	Rookie	1	CAAL Racing	ITA	Chevrolet Camaro	15	26:06.082			138.0	8	1:43.134	139.7
2	50	Hezemans Liam	NLD	Rookie	2	Hendriks Motorsport	NLD	Ford Mustang	15	26:20.694	14.612	14.612	136.8	11	1:44.001	138.6
3	33	Jouffreau Paul	FRA	Rookie	3	Speedhouse	FRA	Ford Mustang	15	26:30.184	24.102	9.490	136.0	14	1:44.730	137.6
4	27	Schober Patrick	AUT	Rookie	4	Double V	ITA	Ford Mustang	15	27:04.130	58.048	33.946	133.1	5	1:45.891	136.1
5	38	Calvet Teo	FRA	Rookie	5	Buggyra ZM-MFT Racing	ARE	Ford Mustang	15	27:15.106	1:09.024	10.976	132.2	9	1:46.463	135.4
6	2	Vingilis Kaspars	LTU	Rookie	6	Academy Motorsport / Alex Caffi	ITA	EuroNASCAR FJ	15	27:23.634	1:17.552	8.528	131.5	10	1:47.146	134.5
7	16	De Matteo Alfredo	ITA	Rookie	7	MK1 Racing - RaceArt Technology	ITA	Shadow DNM8	15	27:32.940	1:26.858	9.306	130.8	2	1:43.867	138.8

#### Legend

1	69	De Groot Melvin	NLD	Legend	1	Team Bleekemolen	NLD	Ford Mustang	15	26:31.538			135.8	2	1:44.724	137.6
2	46	Gomes Miguel	PRT	Legend	2	Marko Stipp Motorsport	BEL	Chevrolet Camaro	15	26:49.597	18.059	18.059	134.3	10	1:46.010	136.0
3	48	Sokolovskiy Yevgen	UKR	Legend	3	Marko Stipp Motorsport	BEL	Chevrolet Camaro	15	26:59.499	27.961	9.902	133.5	8	1:46.507	135.3
4	64	Quintal Eric	FRA	Legend	4	Speedhouse	FRA	Ford Mustang	15	27:21.570	50.032	22.071	131.7	7	1:47.211	134.4
5	40	Hauer Matthias	BEL	Legend	5	Speedhouse	FRA	Ford Mustang	14	26:03.917	1 Lap	1 Lap	129.0	5	1:48.377	133.0
6	8	Valeri Paolo	ITA	Legend	6	Racers Motorsport	ITA	Chevrolet Camaro	11	19:53.812	4 Laps	3 Laps	132.8	8	1:45.629	136.4
7	72	Bleekemolen Michael	NLD	Legend	7	Team Bleekemolen	NLD	Ford Mustang	8	22:49.440	7 Laps	3 Laps	84.2	3	1:45.574	136.5
8	65	Benedetti Roberto	ITA	Legend	8	The Club Motorsport	ITA	Chevrolet Camaro	7	20:40.152	8 Laps	1 Lap	81.3	5	1:46.460	135.4

#### RookieLegend

1	1	Tronconi Andrea	ITA	RookieLegend	1	Academy Motorsport / Alex Caffi	ITA	Ford Mustang	15	27:05.474			133.0	5	1:45.617	136.5
---	---	-----------------	-----	--------------	---	---------------------------------	-----	--------------	----	-----------	--	--	-------	---	----------	-------

#### Rookie Legend

1	58	Lenz Christoph	CHE	Rookie Legend	1	Racingfuel Motorsport	CHE	Chevrolet Camaro	15	27:09.129			132.7	8	1:46.394	135.5
2	4	Panagiotis Yannick	FRA	Rookie Legend	2	Panasport	FRA	Ford Mustang	15	27:17.355	8.226	8.226	132.0	5	1:46.230	135.7
3	44	Koikkalainen Janne	FIN	Rookie Legend	3	Team Bleekemolen	NLD	Chevrolet Camaro	15	27:44.907	35.778	27.552	129.8	5	1:48.958	132.3

#### Lady Rookie

1	29	Koloc Aliyyah	ARE	Lady Rookie	1	Buggyra ZM-MFT Racing	ARE	Ford Mustang	15	27:17.012			132.1	6	1:46.313	135.6
2	54	Del Castello Luli	ITA	Lady Rookie	2	CAAL Racing	ITA	Chevrolet Camaro	15	27:27.090	10.078	10.078	131.3	8	1:46.039	135.9

#### Lady Legend

1	14	Casoli Arianna	ITA	Lady Legend	1	Speedhouse	FRA	Ford Mustang	15	27:31.274			130.9	15	1:47.840	133.6
---	----	----------------	-----	-------------	---	------------	-----	--------------	----	-----------	--	--	-------	----	----------	-------

#### Lady

1	94	Alina Loibnegger	AUT	Lady	1	Racingfuel Motorsport	CHE	Chevrolet Camaro	15	27:32.725			130.8	6	1:47.856	133.6
---	----	------------------	-----	------	---	-----------------------	-----	------------------	----	-----------	--	--	-------	---	----------	-------

Fastest lap Tziortzis Vladimiro in 1:42.592 at 140.5 Km/h in lap 7

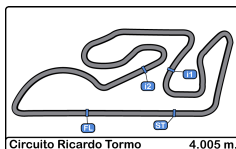
Published at:.....

Track Temp: 40.0 °C Air Temp: 26.4 °C Humidity: 42 % Track Status: DRY

Stewards:

Race Director:

Timekeeper:



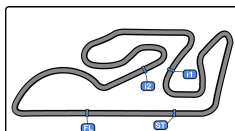
Circuit Ricardo Tormo

EURONASCAR 2

Race - 1

Provisional Classification by Driver Fastest Lap

Clas	Nº	Driver	Nat	Cat	Clas	Team	Nat	Vehicle	Laps	Best	Time	Gap	Interval	Km/h
1	5	Tziortzis Vladimiro	CYP			Academy Motorsport / Alex Caffi Motorsport	ITA	EuroNASCAR FJ	15	7	1:42.592			140.5
2	88	Naska Alberto	ITA	Rookie	1	CAAL Racing	ITA	Chevrolet Camaro	15	8	1:43.134	0.542	0.542	139.7
3	7	Doubek Martin	CZE			Hendriks Motorsport	NLD	Ford Mustang	15	3	1:43.308	0.716	0.174	139.5
4	3	Delsaux Ulysse	FRA			RDV Competition	FRA	EuroNASCAR FJ	15	9	1:43.496	0.904	0.188	139.3
5	56	Linster Gil	LUX			CAAL Racing	ITA	Ford Mustang	15	2	1:43.820	1.228	0.324	138.8
6	16	De Matteo Alfredo	ITA	Rookie	2	MK1 Racing - RaceArt Technology	ITA	Shadow DN8	15	2	1:43.867	1.275	0.047	138.8
7	50	Hezemans Liam	NLD	Rookie	3	Hendriks Motorsport	NLD	Ford Mustang	15	11	1:44.001	1.409	0.134	138.6
8	17	Garisto Francesco	ITA			MK1 Racing - RaceArt Technology	ITA	Shadow DN8	12	9	1:44.372	1.780	0.371	138.1
9	69	De Groot Melvin	NLD	Legend	1	Team Bleekemolen	NLD	Ford Mustang	15	2	1:44.724	2.132	0.352	137.6
10	33	Jouffreau Paul	FRA	Rookie	4	Speedhouse	FRA	Ford Mustang	15	14	1:44.730	2.138	0.006	137.6
11	24	Malcharek Christian	SVK			PK Carsport	BEL	Chevrolet Camaro	14	7	1:44.752	2.160	0.022	137.6
12	47	Colavita Leonardo	ITA			Racers Motorsport	ITA	Chevrolet Camaro	15	6	1:45.131	2.539	0.379	137.1
13	72	Bleekemolen Michael	NLD	Legend	2	Team Bleekemolen	NLD	Ford Mustang	8	3	1:45.574	2.982	0.443	136.5
14	1	Tronconi Andrea	ITA	Rookie/Legend	1	Academy Motorsport / Alex Caffi Motorsport	ITA	Ford Mustang	15	5	1:45.617	3.025	0.043	136.5
15	8	Valeri Paolo	ITA	Legend	3	Racers Motorsport	ITA	Chevrolet Camaro	11	8	1:45.629	3.037	0.012	136.4
16	23	Lintukanto Leevi	FIN			Team Bleekemolen	NLD	Chevrolet Camaro	15	10	1:45.834	3.242	0.205	136.2
17	90	Deodhar Advait	IND			Not Only Motorsport	ITA	Chevrolet Camaro	14	11	1:45.876	3.284	0.042	136.1
18	27	Schober Patrick	AUT	Rookie	5	Double V	ITA	Ford Mustang	15	5	1:45.891	3.299	0.015	136.1
19	46	Gomes Miguel	PRY	Legend	4	Marko Stipp Motorsport	DEU	Chevrolet Camaro	15	10	1:46.010	3.418	0.119	136.0
20	54	Del Castello Luli	ITA	Lady Rookie	1	CAAL Racing	ITA	Chevrolet Camaro	15	8	1:46.039	3.447	0.029	135.9
21	4	Panagiotis Yannick	FRA	Rookie Legend	1	Panasport	FRA	Ford Mustang	15	5	1:46.230	3.638	0.191	135.7
22	29	Koloc Aliyyah	ARE	Lady Rookie	2	Buggyra ZM-MFT Racing	ARE	Ford Mustang	15	6	1:46.313	3.721	0.083	135.6
23	58	Lenz Christoph	CHE	Rookie Legend	2	Racingfuel Motorsport	CHE	Chevrolet Camaro	15	8	1:46.394	3.802	0.081	135.5
24	65	Benedetti Roberto	ITA	Legend	5	The Club Motorsport	ITA	Chevrolet Camaro	7	5	1:46.460	3.868	0.066	135.4
25	38	Calvet Teo	FRA	Rookie	6	Buggyra ZM-MFT Racing	ARE	Ford Mustang	15	9	1:46.463	3.871	0.003	135.4
26	48	Sokolovskiy Yevgen	UKR	Legend	6	Marko Stipp Motorsport	DEU	Chevrolet Camaro	15	8	1:46.507	3.915	0.044	135.3
27	2	Vingilis Kasparas	LIT	Rookie	7	Academy Motorsport / Alex Caffi Motorsport	ITA	EuroNASCAR FJ	15	10	1:47.146	4.554	0.639	134.5
28	64	Quintal Eric	FRA	Legend	7	Speedhouse	FRA	Ford Mustang	15	7	1:47.211	4.619	0.065	134.4
29	14	Casoli Arianna	ITA	Lady Legend	1	Speedhouse	FRA	Ford Mustang	15	15	1:47.840	5.248	0.629	133.6
30	94	Alina Loibnegger	AUT	Lady	1	Racingfuel Motorsport	CHE	Chevrolet Camaro	15	6	1:47.856	5.264	0.016	133.6
31	40	Hauer Matthias	DEU	Legend	8	Speedhouse	FRA	Ford Mustang	14	5	1:48.377	5.785	0.521	133.0
32	44	Koikkalainen Janne	FIN	Rookie Legend	3	Team Bleekemolen	NLD	Chevrolet Camaro	15	5	1:48.958	6.366	0.581	132.3
33	89	Panebianco Alberto	ITA			Not Only Motorsport	ITA	Chevrolet Camaro	3	2	1:49.958	7.366	1.000	131.1



Circuit Ricardo Tormo

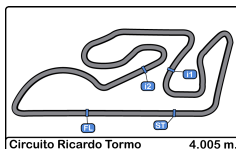
EURONASCAR 2

Race - 1

Distance and Speed Average

Circuito Ricardo Tormo 4.005 m.

Clas	Nº	Driver	Nat	Cat	Clas	Team	Nat	Vehicle	Laps	Distance	Total Time	Km/h
1	5	Tziortzis Vladimiro	CYP			Academy Motorsport / Alex Caffi Motorsport	ITA	EuroNASCAR FJ	15	60.07	25:59.463	138.6
2	88	Naska Alberto	ITA	Rookie	1	CAAL Racing	ITA	Chevrolet Camaro	15	60.07	26:06.082	138.0
3	7	Doubek Martin	CZE			Hendriks Motorsport	NLD	Ford Mustang	15	60.07	26:11.098	137.6
4	56	Linster Gil	LUX			CAAL Racing	ITA	Ford Mustang	15	60.07	26:11.553	137.6
5	3	Delsaux Ulysse	FRA			RDV Competition	FRA	EuroNASCAR FJ	15	60.07	26:15.754	137.2
6	50	Hezemans Liam	NLD	Rookie	2	Hendriks Motorsport	NLD	Ford Mustang	15	60.07	26:20.694	136.8
7	33	Jouffreau Paul	FRA	Rookie	3	Speedhouse	FRA	Ford Mustang	15	60.07	26:30.184	136.0
8	69	De Groot Melvin	NLD	Legend	1	Team Bleekemolen	NLD	Ford Mustang	15	60.07	26:31.538	135.8
9	46	Gomes Miguel	PRT	Legend	2	Marko Stipp Motorsport	DEU	Chevrolet Camaro	15	60.07	26:49.597	134.3
10	23	Lintukanto Leevi	FIN			Team Bleekemolen	NLD	Chevrolet Camaro	15	60.07	26:50.483	134.2
11	48	Sokolovskiy Yevgen	UKR	Legend	3	Marko Stipp Motorsport	DEU	Chevrolet Camaro	15	60.07	26:59.499	133.5
12	47	Colavita Leonardo	ITA			Racers Motorsport	ITA	Chevrolet Camaro	15	60.07	26:59.588	133.5
13	27	Schober Patrick	AUT	Rookie	4	Double V	ITA	Ford Mustang	15	60.07	27:04.130	133.1
14	1	Tronconi Andrea	ITA	Rookie/Legend	1	Academy Motorsport / Alex Caffi Motorsport	ITA	Ford Mustang	15	60.07	27:05.474	133.0
15	58	Lenz Christoph	CHE	Rookie/Legend	1	Racingfuel Motorsport	CHE	Chevrolet Camaro	15	60.07	27:09.129	132.7
16	38	Calvet Teo	FRA	Rookie	5	Buggyra ZM-MFT Racing	ARE	Ford Mustang	15	60.07	27:15.106	132.2
17	29	Koloc Aliyyah	ARE	Lady Rookie	1	Buggyra ZM-MFT Racing	ARE	Ford Mustang	15	60.07	27:17.012	132.1
18	4	Panagiotis Yannick	FRA	Rookie/Legend	2	Panasport	FRA	Ford Mustang	15	60.07	27:17.355	132.0
19	64	Quintal Eric	FRA	Legend	4	Speedhouse	FRA	Ford Mustang	15	60.07	27:21.570	131.7
20	2	Vingilis Kasparas	LTV	Rookie	6	Academy Motorsport / Alex Caffi Motorsport	ITA	EuroNASCAR FJ	15	60.07	27:23.634	131.5
21	54	Del Castello Luli	ITA	Lady Rookie	2	CAAL Racing	ITA	Chevrolet Camaro	15	60.07	27:27.090	131.3
22	14	Casoli Arianna	ITA	Lady Legend	1	Speedhouse	FRA	Ford Mustang	15	60.07	27:31.274	130.9
23	94	Alina Loibnegger	AUT	Lady	1	Racingfuel Motorsport	CHE	Chevrolet Camaro	15	60.07	27:32.725	130.8
24	16	De Matteo Alfredo	ITA	Rookie	7	MK1 Racing - RaceArt Technology	ITA	Shadow DN8	15	60.07	27:32.940	130.8
25	44	Koikkalainen Janne	FIN	Rookie/Legend	3	Team Bleekemolen	NLD	Chevrolet Camaro	15	60.07	27:44.907	129.8
26	40	Hauer Matthias	DEU	Legend	5	Speedhouse	FRA	Ford Mustang	14	56.07	26:03.917	129.0
27	24	Malcharek Christian	BGR			PK Carsport	BEL	Chevrolet Camaro	14	56.07	26:38.527	126.2
28	90	Deodhar Advait	IND			Not Only Motorsport	ITA	Chevrolet Camaro	14	56.07	27:40.511	121.5
29	17	Garisto Francesco	ITA			MK1 Racing - RaceArt Technology	ITA	Shadow DN8	12	48.06	23:03.515	125.0
30	8	Valeri Paolo	ITA	Legend	6	Racers Motorsport	ITA	Chevrolet Camaro	11	44.05	19:53.812	132.8
31	72	Bleekemolen Michael	NLD	Legend	7	Team Bleekemolen	NLD	Ford Mustang	8	32.04	22:49.440	84.2
32	65	Benedetti Roberto	ITA	Legend	8	The Club Motorsport	ITA	Chevrolet Camaro	7	28.03	20:40.152	81.3
33	89	Panebianco Alberto	ITA			Not Only Motorsport	ITA	Chevrolet Camaro	3	12.01	6:11.846	116.3



Circuit Ricardo Tormo

EURONASCAR 2

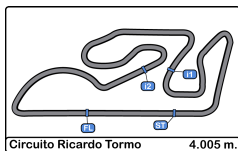
Race - 1

Lap Analysis

1 RookieLege Tronconi Andrea Academy Motorsport / Alex Caffi							3 Delsaux Ulysse EuroNASCAR FJ RDV Competition								
Lap	D	Time	Sector 1	Sector 2	Sector 3	T. Spd	Elapsed	Lap	D	Time	Sector 1	Sector 2	Sector 3	T. Spd	Elapsed
1		2:05.591	55.452	40.111	30.028		2:05.591	1		1:53.210	47.312	36.839	29.059		1:53.210
2		1:47.926	40.512	37.761	29.653		3:53.517	2		1:45.949	40.110	36.835	29.004		3:39.159
3		1:47.316	40.405	37.506	29.405		5:40.833	3		1:44.186	38.956	36.613	28.617		5:23.345
4		1:47.061	40.265	37.471	29.325		7:27.894	4		1:44.223	39.144	36.453	28.626		7:07.568
5		1:45.617	39.496	37.191	28.930		9:13.511	5		1:44.798	39.005	36.653	29.140		8:52.366
6		1:47.171	40.786	37.143	29.242		11:00.682	6		1:44.776	39.574	36.757	28.445		10:37.142
7		1:47.887	41.258	37.403	29.226		12:48.569	7		1:45.225	39.425	36.678	29.122		12:22.367
8		1:45.871	39.502	37.355	29.014		14:34.440	8		1:45.518	39.737	36.787	28.994		14:07.885
9		1:46.428	39.746	37.335	29.347		16:20.868	9		1:43.496	38.799	36.338	28.359		15:51.381
10		1:46.031	39.382	37.484	29.165		18:06.899	10		1:43.789	38.846	36.579	28.364		17:35.170
11		1:47.355	39.868	37.398	30.089		19:54.254	11		1:44.329	39.124	36.638	28.567		19:19.499
12		1:48.776	41.433	37.684	29.659		21:43.030	12		1:43.752	38.924	36.452	28.376		21:03.251
13		1:47.082	39.854	38.169	29.059		23:30.112	13		1:43.944	38.867	36.661	28.416		22:47.195
14		1:47.544	39.849	37.673	30.022		25:17.656	14		1:43.949	38.953	36.611	28.385		24:31.144
15		1:47.818	40.340	37.568	29.910		27:05.474	15		1:44.610	38.974	36.717	28.919		26:15.754

2 Rookie Vingilis Kasparas Academy Motorsport / Alex Caffi							4 Rookie Panagiotis Yannick EuroNASCAR FJ Ford Mustang Panaspot								
Lap	D	Time	Sector 1	Sector 2	Sector 3	T. Spd	Elapsed	Lap	D	Time	Sector 1	Sector 2	Sector 3	T. Spd	Elapsed
1		2:06.376	54.758	40.955	30.663		2:06.376	1		2:04.921	52.394	41.794	30.733		2:04.921
2		1:50.300	41.535	38.249	30.516		3:56.676	2		1:48.357	40.543	38.121	29.693		3:53.278
3		1:48.240	40.717	38.111	29.412		5:44.916	3		1:49.015	41.284	38.364	29.367		5:42.293
4		1:48.730	40.725	38.023	29.982		7:33.646	4		1:47.531	40.118	37.904	29.509		7:29.824
5		1:48.902	41.388	38.024	29.490		9:22.548	5		1:46.230	39.904	37.159	29.167		9:16.054
6		1:48.686	41.007	37.921	29.758		11:11.234	6		1:47.398	40.185	37.733	29.480		11:03.452
7		1:49.565	40.650	37.997	30.918		13:00.799	7		1:47.230	39.678	37.842	29.710		12:50.682
8		1:47.877	41.006	37.746	29.125		14:48.676	8		1:47.023	40.024	38.042	28.957		14:37.705
9		1:48.215	40.369	37.704	30.142		16:36.891	9		1:48.582	40.223	38.694	29.665		16:26.287
10		1:47.146	40.793	37.457	28.896		18:24.037	10		1:49.716	40.730	39.703	29.283		18:16.003
11		1:48.217	40.919	37.892	29.406		20:12.254	11		1:47.437	40.300	38.019	29.118		20:03.440
12		1:47.644	40.077	38.151	29.416		21:59.898	12		1:48.854	41.329	38.065	29.460		21:52.294
13		1:48.316	40.760	38.786	28.770		23:48.214	13		1:49.333	40.323	39.403	29.607		23:41.627
14		1:47.588	40.013	37.590	29.985		25:35.802	14		1:47.525	40.336	37.768	29.421		25:29.152
15		1:47.832	40.896	37.552	29.384		27:23.634	15		1:48.203	40.747	37.785	29.671		27:17.355





Circuit Ricardo Tormo

EURONASCAR 2

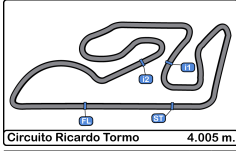
Race - 1

Lap Analysis

5 Tziortzis Vladimiros Academy Motorsport / Alex Caffi							14 EuroNASCAR FJ Lady Legend							
Lap	D	Time	Sector 1	Sector 2	Sector 3	T. Spd	Lap	D	Time	Sector 1	Sector 2	Sector 3	T. Spd	Elapsed
1		1:48.512	43.343	36.745	28.424	1:48.512	1		2:05.362	53.684	41.002	30.676	2:05.362	
2		1:43.688	38.520	36.673	28.495	3:32.200	2		1:49.910	41.722	38.358	29.830	3:55.272	
3		1:43.423	38.638	36.415	28.370	5:15.623	3		1:48.828	40.870	38.374	29.584	5:44.100	
4		1:44.107	38.711	36.497	28.899	6:59.730	4		1:48.857	40.749	38.598	29.510	7:32.957	
5		1:43.007	38.513	36.264	28.230	8:42.737	5		1:49.349	40.826	38.742	29.781	9:22.306	
6		1:42.860	38.441	36.219	28.200	10:25.597	6		1:48.653	40.935	38.057	29.661	11:10.959	
7		1:42.592	38.274	36.186	28.132	12:08.189	7		1:49.701	40.460	38.309	30.932	13:00.660	
8		1:42.638	38.319	36.100	28.219	13:50.827	8		1:49.179	41.854	37.852	29.473	14:49.839	
9		1:43.185	38.621	36.402	28.162	15:34.012	9		1:49.683	40.860	38.416	30.407	16:39.522	
10		1:42.840	38.392	36.272	28.176	17:16.852	10		1:48.722	41.096	37.972	29.654	18:28.244	
11		1:43.200	38.264	36.471	28.465	19:00.052	11		1:48.816	41.008	38.028	29.780	20:17.060	
12		1:43.603	38.718	36.621	28.264	20:43.655	12		1:48.410	40.657	37.921	29.832	22:05.470	
13		1:43.999	38.965	36.521	28.513	22:27.654	13		1:49.134	40.874	38.398	29.862	23:54.604	
14		1:44.688	38.855	37.279	28.554	24:12.342	14		1:48.830	40.716	37.828	30.286	25:43.434	
15		1:47.121	39.933	37.583	29.605	25:59.463	15		1:47.840	40.566	37.660	29.614	27:31.274	

7 Doubek Martin Hendriks Motorsport							16 Ford Mustang Rookie							
Lap	D	Time	Sector 1	Sector 2	Sector 3	T. Spd	Lap	D	Time	Sector 1	Sector 2	Sector 3	T. Spd	Elapsed
1		1:53.418	48.313	36.657	28.448	1:53.418	1		1:51.212	45.987	36.635	28.590	1:51.212	
2		1:44.031	39.072	36.510	28.449	3:37.449	2		1:43.867	38.888	36.418	28.561	3:35.079	
3		1:43.308	38.481	36.523	28.304	5:20.757	3		1:44.497	39.036	36.914	28.547	5:19.576	
4		1:45.087	39.492	36.701	28.894	7:05.844	4		1:44.674	39.238	36.688	28.748	7:04.250	
5		1:44.265	39.107	36.481	28.677	8:50.109	5		1:44.681	39.113	36.741	28.827	8:48.931	
6		1:43.982	38.848	36.531	28.603	10:34.091	6		1:50.742 P	38.893	37.182	34.667	10:39.673	
7		1:43.628	38.765	36.552	28.311	12:17.719	7		2:04.787	58.699	36.888	29.200	12:44.460	
8		1:43.844	39.050	36.537	28.257	14:01.563	8		1:44.836	39.463	36.805	28.568	14:29.296	
9		1:44.299	38.987	36.688	28.624	15:45.862	9		1:45.290	39.334	37.364	28.592	16:14.586	
10		1:43.845	38.705	36.657	28.483	17:29.707	10		1:47.193	41.557	36.858	28.778	18:01.779	
11		1:43.813	38.793	36.688	28.332	19:13.520	11		1:45.090	39.386	37.182	28.522	19:46.869	
12		1:44.752	39.530	36.644	28.578	20:58.272	12		1:45.076	39.122	37.168	28.786	21:31.945	
13		1:44.153	39.005	36.666	28.482	22:42.425	13		2:27.583	40.021	1:18.253	29.309	23:59.528	
14		1:44.045	39.017	36.569	28.459	24:26.470	14		1:47.308	39.889	37.481	29.938	25:46.836	
15		1:44.628	39.095	36.736	28.797	26:11.098	15		1:46.104	39.634	37.329	29.141	27:32.940	

8 Valeri Paolo Legend Racers Motorsport							
Lap	D	Time	Sector 1	Sector 2	Sector 3	T. Spd	Elapsed
1		2:00.954	52.683	39.045	29.226	2:00.954	
2		1:47.832	40.800	37.983	29.049	3:48.786	
3		1:47.028	40.195	37.754	29.079	5:35.814	
4		1:48.682	41.226	37.846	29.610	7:24.496	
5		1:48.573	40.946	37.572	30.055	9:13.069	
6		1:48.241	41.970	36.930	29.341	11:01.310	
7		1:46.025	40.003	37.263	28.759	12:47.335	
8		1:45.629	39.534	37.321	28.774	14:32.964	
9		1:46.720	39.895	37.353	29.472	16:19.684	
10		1:46.380	40.151	37.337	28.892	18:06.064	
11		1:47.748	39.961	37.564	30.223	19:53.812	
12			40.681				



Circuit Ricardo Tormo  
EURONASCAR 2  
Race - 1  
Lap Analysis

17 Garisto Francesco Shadow DNM8 27 Schober Patrick Ford Mustang

MK1 Racing - RaceArt Technology Rookie Double V

Lap	D	Time	Sector 1	Sector 2	Sector 3	T. Spd	Elapsed	Lap	D	Time	Sector 1	Sector 2	Sector 3	T. Spd	Elapsed
1		1:53.243	46.689	37.153	29.401		1:53.243	1		2:00.709	51.121	40.164	29.424		2:00.709
2		1:46.005	39.806	36.746	29.453		3:39.248	2		1:47.043	40.394	37.489	29.160		3:47.752
3		1:46.375	40.442	36.950	28.983		5:25.623	3		1:46.629	40.092	37.706	28.831		5:34.381
4		2:02.131 P	40.392	39.889	41.850		7:27.754	4		1:46.698	40.219	37.200	29.279		7:21.079
5		3:15.769	2:09.790	37.120	28.859		10:43.523	5		1:45.891	39.450	37.520	28.921		9:06.970
6		1:45.533	39.274	36.902	29.357		12:29.056	6		1:46.494	40.161	37.416	28.917		10:53.464
7		1:45.941	40.263	36.899	28.779		14:14.997	7		1:45.934	39.363	37.602	28.969		12:39.398
8		1:46.036	39.362	37.179	29.495		16:01.033	8		1:46.182	39.804	37.497	28.881		14:25.580
9		1:44.372	39.162	36.646	28.564		17:45.405	9		1:46.473	39.762	37.668	29.043		16:12.053
10		1:45.394	39.826	36.979	28.589		19:30.799	10		1:46.351	39.712	37.377	29.262		17:58.404
11		1:45.595	39.576	37.266	28.753		21:16.394	11		1:46.677	39.734	37.822	29.121		19:45.081
12		1:47.121	39.076	37.272	30.773		23:03.515	12		1:46.639	39.770	37.480	29.389		21:31.720
13		39.974	37.207					13		1:52.990	42.079	39.756	31.155		23:24.710
14								14		1:49.976	41.205	38.744	30.027		25:14.686
15								15		1:49.444	40.580	38.483	30.381		27:04.130

23 Lintukanto Leevi Chevrolet Camaro 29 Koloc Aliyyah Ford Mustang

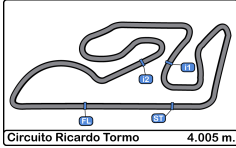
Team Bleekemolen Lady Rookie Buggyra ZM-MFT Racing

Lap	D	Time	Sector 1	Sector 2	Sector 3	T. Spd	Elapsed	Lap	D	Time	Sector 1	Sector 2	Sector 3	T. Spd	Elapsed
1		1:57.713	50.231	38.184	29.298		1:57.713	1		1:59.752	49.696	40.704	29.352		1:59.752
2		1:46.691	39.793	37.588	29.310		3:44.404	2		1:47.553	40.713	37.591	29.249		3:47.305
3		1:46.140	39.749	37.585	28.806		5:30.544	3		1:47.612	40.265	38.360	28.987		5:34.917
4		1:47.943	39.972	37.597	30.374		7:18.487	4		1:48.903	41.136	37.859	29.908		7:23.820
5		1:46.618	39.916	37.619	29.083		9:05.105	5		1:48.041	40.886	37.571	29.584		9:11.861
6		1:46.216	39.692	37.638	28.886		10:51.321	6		1:46.313	39.877	37.188	29.248		10:58.174
7		1:46.738	39.798	37.721	29.219		12:38.059	7		1:47.353	40.601	37.385	29.367		12:45.527
8		1:46.280	39.618	37.676	28.986		14:24.339	8		1:46.626	39.859	37.554	29.213		14:32.153
9		1:46.514	39.574	37.786	29.154		16:10.853	9		1:46.850	40.273	37.398	29.179		16:19.003
10		1:45.834	39.628	37.352	28.854		17:56.687	10		1:46.820	40.347	37.479	28.994		18:05.823
11		1:46.260	39.638	37.643	28.979		19:42.947	11		1:58.094	50.503	38.405	29.186		20:03.917
12		1:46.427	39.625	37.751	29.051		21:29.374	12		1:47.609	40.394	37.677	29.538		21:51.526
13		1:46.458	39.846	37.519	29.093		23:15.832	13		1:49.730	40.504	39.174	30.052		23:41.256
14		1:46.374	39.639	37.544	29.191		25:02.206	14		1:47.713	40.217	37.749	29.747		25:28.969
15		1:48.277	41.093	37.619	29.565		26:50.483	15		1:48.043	40.629	37.788	29.626		27:17.012

24 Malcharek Christian Chevrolet Camaro

PK Carsport

Lap	D	Time	Sector 1	Sector 2	Sector 3	T. Spd	Elapsed
1		2:32.117 P	47.907	48.977	55.233		2:32.117
2		2:57.820	1:51.554	37.271	28.995		5:29.937
3		1:45.586	39.535	36.851	29.200		7:15.523
4		1:45.167	39.395	36.769	29.003		9:00.690
5		1:45.231	39.487	37.098	28.646		10:45.921
6		1:45.227	39.158	37.192	28.877		12:31.148
7		1:44.752	39.175	36.861	28.716		14:15.900
8		1:45.701	39.410	37.081	29.210		16:01.601
9		1:46.431	39.681	37.749	29.001		17:48.032
10		1:45.608	39.397	37.538	28.673		19:33.640
11		1:45.996	39.836	37.316	28.844		21:19.636
12		1:45.483	39.639	37.026	28.818		23:05.119
13		1:46.472	40.055	37.344	29.073		24:51.591
14		1:46.936	39.875	37.451	29.610		26:38.527

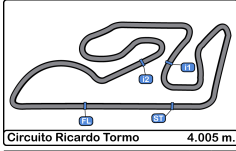


**Circuit Ricardo Tormo**  
**EURONASCAR 2**  
**Race - 1**  
**Lap Analysis**

33							40								
Rookie							Legend								
Jouffreau Paul							Hauer Matthias								
Ford Mustang							Ford Mustang								
Lap	D	Time	Sector 1	Sector 2	Sector 3	T. Spd	Elapsed	Lap	D	Time	Sector 1	Sector 2	Sector 3	T. Spd	Elapsed
1		1:56.577	49.802	37.871	28.904		1:56.577	1		2:08.433	56.393	41.311	30.729		2:08.433
2		1:45.383	39.531	37.143	28.709		3:41.960	2		1:50.243	41.474	39.130	29.639		3:58.676
3		1:45.211	39.590	36.968	28.653		5:27.171	3		1:59.737	42.500	44.756	32.481		5:58.413
4		1:46.791	39.892	37.633	29.266		7:13.962	4		1:49.074	40.916	38.317	29.841		7:47.487
5		1:45.444	39.557	36.949	28.938		8:59.406	5		1:48.377	40.949	37.887	29.541		9:35.864
6		1:45.105	39.399	36.933	28.773		10:44.511	6		1:48.845	40.502	38.685	29.658		11:24.709
7		1:44.981	39.490	36.820	28.671		12:29.492	7		1:49.317	40.640	38.862	29.815		13:14.026
8		1:45.192	39.424	36.972	28.796		14:14.684	8		1:48.550	41.083	37.884	29.583		15:02.576
9		1:45.258	39.276	36.936	29.046		15:59.942	9		1:48.923	40.735	37.995	30.193		16:51.499
10		1:44.877	39.360	36.868	28.649		17:44.819	10		1:48.853	40.372	38.484	29.997		18:40.352
11		1:44.807	39.319	36.807	28.681		19:29.626	11		1:49.533	40.497	39.525	29.511		20:29.885
12		1:45.286	39.485	36.828	28.973		21:14.912	12		1:51.212	41.351	38.628	31.233		22:21.097
13		1:45.138	39.359	36.891	28.888		23:00.050	13		1:50.381	40.759	39.372	30.250		24:11.478
14		1:44.730	39.206	36.886	28.638		24:44.780	14		1:52.439	42.716	38.830	30.893		26:03.917
15		1:45.404	39.520	36.962	28.922		26:30.184								

38							44								
Rookie							Rookie								
Calvet Teo							Koikkalainen Janne								
Ford Mustang							Chevrolet Camaro								
Team Bleekemolen							Team Bleekemolen								
Lap	D	Time	Sector 1	Sector 2	Sector 3	T. Spd	Elapsed	Lap	D	Time	Sector 1	Sector 2	Sector 3	T. Spd	Elapsed
1		1:58.911	50.391	38.945	29.575		1:58.911	1		2:07.546	55.192	42.023	30.331		2:07.546
2		1:47.507	40.771	37.335	29.401		3:46.418	2		1:50.558	41.721	38.832	30.005		3:58.104
3		1:47.553	40.413	37.591	29.549		5:33.971	3		1:50.874	41.185	39.128	30.561		5:48.978
4		1:48.991	41.462	38.087	29.442		7:22.962	4		1:49.216	41.088	38.229	29.899		7:38.194
5		1:47.180	40.196	37.367	29.617		9:10.142	5		1:48.958	40.865	38.238	29.855		9:27.152
6		1:46.916	40.029	37.569	29.318		10:57.058	6		1:49.148	40.838	38.239	30.071		11:16.300
7		1:46.916	40.029	37.569	29.318		12:44.262	7		1:49.424	41.084	38.781	29.559		13:05.724
8		1:47.204	40.276	37.651	29.277		14:31.617	8		1:49.531	40.944	38.420	30.167		14:55.255
9		1:47.355	40.559	37.612	29.184		16:18.080	9		1:49.484	41.065	38.632	29.787		16:44.739
10		1:46.463	39.867	37.507	29.089		18:04.543	10		1:49.016	40.618	38.693	29.705		18:33.755
11		1:47.295	40.414	37.700	29.181		19:51.838	11		1:49.336	40.863	38.593	29.880		20:23.091
12		1:48.298	40.121	38.016	30.161		21:40.136	12		1:50.141	41.124	39.212	29.805		22:13.232
13		1:48.884	41.118	38.249	29.517		23:28.653	13		1:51.165	41.185	39.858	30.122		24:04.397
14		1:58.166	39.843	48.665	29.658		25:16.811	14		1:50.722	41.172	39.363	30.187		25:55.119
15		1:47.589	40.136	37.917	29.536		27:04.347	15		1:49.788	41.063	38.568	30.157		27:44.907
16		1:46.794	39.969	37.662	29.163		28:51.141								

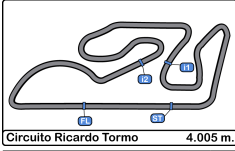




Circuit Ricardo Tormo  
EURONASCAR 2  
Race - 1  
Lap Analysis

46 Gomes Miguel Chevrolet Camaro 48							Sokolovskiy Yevgen Chevrolet Camaro						
Legend			Marko Stipp Motorsport				Legend			Marko Stipp Motorsport			
Lap D	Time	Sector 1	Sector 2	Sector 3	T. Spd	Elapsed	Lap D	Time	Sector 1	Sector 2	Sector 3	T. Spd	Elapsed
1	1:59.264	50.839	39.013	29.412		1:59.264	1	1:56.375	48.278	38.416	29.681		1:56.375
2	1:47.292	40.786	37.538	28.968		3:46.556	2	1:47.799	40.719	37.767	29.313		3:44.174
3	1:46.145	39.537	37.172	29.436		5:32.701	3	1:47.209	40.646	37.384	29.179		5:31.383
4	1:46.189	39.248	37.084	29.857		7:18.890	4	1:48.252	40.168	37.857	30.227		7:19.635
5	1:46.477	39.993	37.590	28.894		9:05.367	5	1:47.118	40.168	37.468	29.482		9:06.753
6	1:46.670	40.006	37.607	29.057		10:52.037	6	1:47.124	40.737	37.414	28.973		10:53.877
7	1:46.562	39.564	37.819	29.179		12:38.599	7	1:46.766	39.815	37.414	29.537		12:40.643
8	1:46.049	39.675	37.521	28.853		14:24.648	8	1:46.507	39.977	37.340	29.190		14:27.150
9	1:46.513	39.801	37.796	28.916		16:11.161	9	1:46.846	39.999	37.583	29.264		16:13.996
10	1:46.010	39.778	37.349	28.883		17:57.171	10	1:47.048	40.648	37.244	29.156		18:01.044
11	1:46.050	39.694	37.523	28.833		19:43.221	11	1:47.626	39.745	38.320	29.561		19:48.670
12	1:46.364	39.783	37.640	28.941		21:29.585	12	1:46.930	39.893	37.520	29.517		21:35.600
13	1:46.480	40.200	37.268	29.012		23:16.065	13	1:48.604	40.466	37.863	30.275		23:24.204
14	1:46.246	39.917	37.473	28.856		25:02.311	14	1:47.348	40.089	37.607	29.652		25:11.552
15	1:47.286	40.520	37.574	29.192		26:49.597	15	1:47.947	40.207	37.624	30.116		26:59.499

47 Colavita Leonardo Chevrolet Camaro 50							Hezemans Liam Ford Mustang						
Racers Motorsport				Rookie			Hendriks Motorsport						
Lap D	Time	Sector 1	Sector 2	Sector 3	T. Spd	Elapsed	Lap D	Time	Sector 1	Sector 2	Sector 3	T. Spd	Elapsed
1	2:13.591	1:04.787	38.631	30.173		2:13.591	1	1:51.851	46.360	36.845	28.646		1:51.851
2	1:46.579	40.332	37.194	29.053		4:00.170	2	1:44.227	39.005	36.841	28.381		3:36.078
3	1:48.061	40.222	38.169	29.670		5:48.231	3	1:44.257	39.012	36.802	28.443		5:20.335
4	1:45.640	39.355	36.674	29.611		7:33.871	4	1:46.348	40.482	36.769	29.097		7:06.683
5	1:46.151	40.141	37.138	28.872		9:20.022	5	1:45.743	39.447	36.859	29.437		8:52.426
6	1:45.131	39.232	37.122	28.777		11:05.153	6	1:44.400	39.270	36.666	28.464		10:36.826
7	1:45.180	38.993	37.090	29.097		12:50.333	7	1:45.388	39.534	36.651	29.203		12:22.214
8	1:46.162	39.554	37.452	29.156		14:36.495	8	1:46.242	39.681	36.854	29.707		14:08.456
9	1:47.543	40.014	38.112	29.417		16:24.038	9	1:44.239	39.168	36.608	28.463		15:52.695
10	1:45.871	39.704	37.025	29.142		18:09.909	10	1:44.140	39.112	36.563	28.465		17:36.835
11	1:45.278	39.424	36.895	28.959		19:55.187	11	1:44.001	39.195	36.522	28.284		19:20.836
12	1:46.966	40.026	37.708	29.232		21:42.153	12	1:44.528	39.038	36.799	28.691		21:05.364
13	1:45.349	39.354	37.102	28.893		23:27.502	13	1:44.753	39.268	36.795	28.690		22:50.117
14	1:45.891	39.407	37.429	29.055		25:13.393	14	1:45.159	39.449	37.005	28.705		24:35.276
15	1:46.195	39.178	37.215	29.802		26:59.588	15	1:45.418	39.517	36.931	28.970		26:20.694



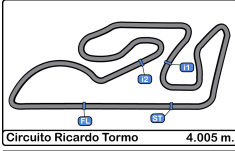
Circuit Ricardo Tormo  
EURONASCAR 2  
Race - 1  
Lap Analysis

54							58						
Del Castello Luli			Chevrolet Camaro				Lenz Christoph			Chevrolet Camaro			
Lady Rookie			CAAL Racing				Rookie			Racingfuel Motorsport			
Lap D	Time	Sector 1	Sector 2	Sector 3	T. Spd	Elapsed	Lap D	Time	Sector 1	Sector 2	Sector 3	T. Spd	Elapsed
1	2:00.327	51.497	39.415	29.415		2:00.327	1	2:01.396	52.672	39.400	29.324		2:01.396
2	1:48.153	40.520	38.372	29.261		3:48.480	2	1:47.885	40.718	38.041	29.126		3:49.281
3	1:47.093	39.843	38.080	29.170		5:35.573	3	1:47.305	40.251	37.663	29.391		5:36.586
4	1:48.392	41.310	37.582	29.500		7:23.965	4	1:48.579	40.614	38.078	29.887		7:25.165
5	1:49.041	41.151	37.428	30.462		9:13.006	5	1:47.520	40.570	37.570	29.380		9:12.685
6	1:47.408	40.869	37.129	29.410		11:00.414	6	1:49.196	39.966	37.831	31.399		11:01.881
7	1:46.425	39.955	37.331	29.139		12:46.839	7	1:47.959	40.541	38.027	29.391		12:49.840
8	1:46.039	39.556	37.284	29.199		14:32.878	8	1:46.394	39.817	37.430	29.147		14:36.234
9	1:52.007	40.598	37.860	33.549		16:24.885	9	1:47.130	40.024	37.980	29.126		16:23.364
10	1:51.328	41.834	38.936	30.558		18:16.213	10	1:48.100	41.260	37.692	29.148		18:11.464
11	1:49.424	41.318	38.387	29.719		20:05.637	11	1:47.398	40.366	38.117	28.915		19:58.862
12	1:49.294	41.093	38.629	29.572		21:54.931	12	1:47.742	40.450	38.210	29.082		21:46.604
13	1:50.117	40.750	39.339	30.028		23:45.048	13	1:48.090	40.179	38.787	29.124		23:34.694
14	1:50.513	40.909	39.164	30.440		25:35.561	14	1:46.949	40.239	37.684	29.026		25:21.643
15	1:51.529	41.814	38.791	30.924		27:27.090	15	1:47.486	40.149	38.086	29.251		27:09.129

56							64						
Linster Gil			Ford Mustang				Quintal Eric			Ford Mustang			
			CAAL Racing				Legend			Speedhouse			
Lap D	Time	Sector 1	Sector 2	Sector 3	T. Spd	Elapsed	Lap D	Time	Sector 1	Sector 2	Sector 3	T. Spd	Elapsed
1	1:49.513	43.825	37.168	28.520		1:49.513	1	2:04.318	53.353	40.538	30.427		2:04.318
2	1:43.820	38.960	36.442	28.418		3:33.333	2	1:48.489	40.419	38.429	29.641		3:52.807
3	1:44.179	39.002	36.765	28.412		5:17.512	3	1:48.922	40.884	38.639	29.399		5:41.729
4	1:45.441	39.293	37.092	29.056		7:02.953	4	1:49.110	40.328	38.980	29.802		7:30.839
5	1:44.835	39.203	36.894	28.738		8:47.788	5	1:47.544	40.522	37.638	29.384		9:18.383
6	1:44.183	38.978	36.694	28.511		10:31.971	6	1:48.931	40.520	38.447	29.964		11:07.314
7	1:44.282	39.023	36.756	28.503		12:16.253	7	1:47.211	40.584	37.345	29.282		12:54.525
8	1:44.169	38.767	36.760	28.642		14:00.422	8	1:47.273	40.133	37.974	29.166		14:41.798
9	1:44.513	39.062	36.880	28.571		15:44.935	9	1:47.966	40.453	37.724	29.789		16:29.764
10	1:44.353	38.914	37.010	28.429		17:29.288	10	1:47.767	40.338	37.958	29.471		18:17.531
11	1:44.033	38.792	36.799	28.442		19:13.321	11	1:48.451	40.774	38.329	29.348		20:05.982
12	1:45.246	40.065	36.835	28.346		20:58.567	12	1:49.278	41.133	38.815	29.330		21:55.260
13	1:44.314	38.993	36.775	28.546		22:42.881	13	1:48.581	40.779	38.411	29.391		23:43.841
14	1:44.298	38.952	36.703	28.643		24:27.179	14	1:48.714	40.889	37.722	30.103		25:32.555
15	1:44.374	38.824	36.785	28.765		26:11.553	15	1:49.015	40.425	38.345	30.245		27:21.570

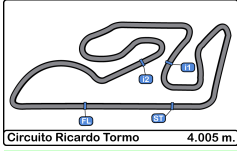
65						
Benedetti Roberto			Chevrolet Camaro			
			Legend			
Lap D	Time	Sector 1	Sector 2	Sector 3	T. Spd	Elapsed
1	2:35.002 P	48.658	1:06.255	40.089		2:35.002
2	3:53.980	2:45.560	38.095	30.325		6:28.982
3	1:47.375	40.953	37.211	29.211		8:16.357
4	1:46.914	40.216	37.608	29.090		10:03.271
5	1:46.460	39.740	37.341	29.379		11:49.731
6	1:55.146 P	39.715	37.645	37.786		13:44.877
7	6:55.275 P	4:21.931	1:55.508	37.836		20:40.152





Circuit Ricardo Tormo  
EURONASCAR 2  
Race - 1  
Lap Analysis

69 De Groot Melvin Ford Mustang							89 Panebianco Alberto Chevrolet Camaro								
Legend Team Bleekemolen							Not Only Motorsport								
Lap	D	Time	Sector 1	Sector 2	Sector 3	T. Spd	Elapsed	Lap	D	Time	Sector 1	Sector 2	Sector 3	T. Spd	Elapsed
1		1:54.576	48.011	37.831	28.734		1:54.576	1		2:06.944	56.263	40.635	30.046		2:06.944
2		1:44.724	39.148	36.875	28.701		3:39.300	2		1:49.958	41.197	38.598	30.163		3:56.902
3		1:46.641	40.785	37.031	28.825		5:25.941	3		2:14.944 P	41.363	44.271	49.310		6:11.846
4		1:47.673	40.347	37.922	29.404		7:13.614	<b>90 Deodhar Advait Chevrolet Camaro</b>							
5		1:45.348	39.377	36.920	29.051		8:58.962	Not Only Motorsport							
6		1:45.036	39.197	37.096	28.743		10:43.998	Lap	D	Time	Sector 1	Sector 2	Sector 3	T. Spd	Elapsed
7		1:45.199	39.554	36.981	28.664		12:29.197	1		1:58.176	48.867	40.111	29.198		1:58.176
8		1:45.179	39.265	37.160	28.754		14:14.376	2		1:46.955	40.058	37.622	29.275		3:45.131
9		1:45.121	39.307	37.060	28.754		15:59.497	3		1:48.652	40.289	37.678	30.685		5:33.783
10		1:45.422	39.471	36.913	29.038		17:44.919	4		1:56.912 P	41.500	38.877	36.535		7:30.695
11		1:45.660	39.960	36.921	28.779		19:30.579	5		2:15.234	1:06.603	38.869	29.762		9:45.929
12		1:45.340	39.501	37.281	28.558		21:15.919	6		1:50.195	40.753	38.856	30.586		11:36.124
13		1:44.787	39.024	37.095	28.668		23:00.706	7		1:57.216 P	41.396	39.594	36.226		13:33.340
14		1:45.616	39.718	37.172	28.726		24:46.322	8		3:26.086	2:19.029	37.813	29.244		16:59.426
15		1:45.216	39.302	37.087	28.827		26:31.538	9		1:46.649	40.037	37.651	28.961		18:46.075
<b>72 Bleekemolen Michael Ford Mustang</b>							10 1:46.919 39.884 37.532 29.503 20:32.994								
Legend Team Bleekemolen							11 1:45.876 39.602 37.320 28.954 22:18.870								
Lap	D	Time	Sector 1	Sector 2	Sector 3	T. Spd	Elapsed	Lap	D	Time	Sector 1	Sector 2	Sector 3	T. Spd	Elapsed
1		9:51.530	8:40.335	40.616	30.579		9:51.530	12		1:46.594	39.819	37.593	29.182		24:05.464
2		1:47.161	40.246	37.531	29.384		11:38.691	13		1:47.371	40.382	37.581	29.408		25:52.835
3		1:45.574	39.546	37.210	28.818		13:24.265	14		1:47.676	40.177	37.653	29.846		27:40.511
4		1:46.481	40.083	37.146	29.252		15:10.746	<b>94 Alina Loibnegger Chevrolet Camaro</b>							
5		1:54.280	41.461	42.767	30.052		17:05.026	Lady Racingfuel Motorsport							
6		1:47.165	40.046	37.682	29.437		18:52.191	Lap	D	Time	Sector 1	Sector 2	Sector 3	T. Spd	Elapsed
7		1:45.790	39.632	37.231	28.927		20:37.981	1		2:06.158	54.111	41.243	30.804		2:06.158
8		2:11.459 P	48.300	41.056	42.103		22:49.440	2		1:50.330	41.486	38.359	30.485		3:56.488
<b>88 Naska Alberto Chevrolet Camaro</b>							3 1:51.219 41.561 39.478 30.180 5:47.707								
Rookie CAAL Racing							4 1:48.396 40.760 37.766 29.870 7:36.103								
Lap	D	Time	Sector 1	Sector 2	Sector 3	T. Spd	Elapsed	Lap	D	Time	Sector 1	Sector 2	Sector 3	T. Spd	Elapsed
1		1:49.252	43.615	37.109	28.528		1:49.252	5		1:47.936	40.383	38.020	29.533		9:24.039
2		1:43.440	38.608	36.229	28.603		3:32.692	6		1:47.856	40.251	37.931	29.674		11:11.895
3		1:43.534	38.776	36.351	28.407		5:16.226	7		1:49.906	40.481	38.093	31.332		13:01.801
4		1:45.621	38.997	36.893	29.731		7:01.847	8		1:48.654	41.163	37.986	29.505		14:50.455
5		1:44.208	39.268	36.465	28.475		8:46.055	9		1:49.255	40.628	38.412	30.215		16:39.710
6		1:43.439	38.632	36.518	28.289		10:29.494	10		1:48.894	41.335	37.896	29.663		18:28.604
7		1:43.396	38.621	36.510	28.265		12:12.890	11		1:49.168	41.186	38.022	29.960		20:17.772
8		1:43.134	38.625	36.234	28.275		13:56.024	12		1:48.158	40.406	37.963	29.789		22:05.930
9		1:43.768	38.644	36.800	28.324		15:39.792	13		1:49.139	40.926	38.421	29.792		23:55.069
10		1:44.341	39.034	36.665	28.642		17:24.133	14		1:48.829	40.671	38.139	30.019		25:43.898
11		1:44.157	39.038	36.638	28.481		19:08.290	15		1:48.827	40.804	37.906	30.117		27:32.725
12		1:44.268	39.046	36.549	28.673		20:52.558								
13		1:44.453	39.313	36.688	28.452		22:37.011								
14		1:44.462	39.270	36.680	28.512		24:21.473								
15		1:44.609	38.951	36.651	29.007		26:06.082								



Circuit Ricardo Tormo  
EURONASCAR 2  
Race - 1

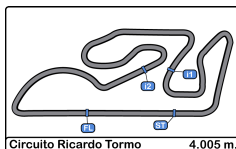
Analysis by Lap

Num	Lap Time	Gap	Num	Lap Time	Gap	Num	Lap Time	Gap	Num	Lap Time	Gap	Num	Lap Time	Gap
<b>Lap 1</b>			<b>Lap 3</b>			<b>Lap 5</b>			<b>Lap 7</b>			<b>Lap 8</b>		
5	1:48.512		5	1:43.423		5	1:43.007		5	1:42.592		5	1:42.638	
88	1:49.252	00.740	88	1:43.534	00.603	88	1:44.208	03.318	88	1:43.396	04.701	88	1:43.134	05.197
56	1:49.513	01.001	56	1:44.179	01.889	56	1:44.835	05.051	56	1:44.282	08.064	56	1:44.169	09.595
16	1:51.212	02.700	16	1:44.497	03.953	16	1:44.681	06.194	16	1:44.628	09.530	7	1:43.628	09.530
50	1:51.851	03.339	50	1:44.257	04.712	16	1:44.681	06.194	40	1:48.845	59.112	27	1:46.182	34.753
3	1:53.210	04.698	7	1:43.308	05.134	23	1:46.618	22.368	90	1:50.195	1:10.527	48	1:46.507	36.323
17	1:53.243	04.731	3	1:44.186	07.722	46	1:46.477	22.630	72	1:47.161	4 Laps	16	1:44.836	38.469
7	1:53.418	04.906	17	1:46.375	10.000	48	1:47.118	24.016	65	1:46.460	1 Lap	38	1:47.355	40.790
69	1:54.576	06.064	69	1:46.641	10.318	27	1:45.891	24.233	<b>Num Lap Time Gap</b>			29	1:46.626	41.326
48	1:56.375	07.863	33	1:45.211	11.548	38	1:47.180	27.405	<b>Lap 6</b>			54	1:46.039	42.051
33	1:56.577	08.065	24	2:57.820	1 Lap	29	1:48.041	29.124	5	1:42.860		8	1:45.629	42.137
23	1:57.713	09.201	23	1:46.140	14.921	58	1:47.520	29.948	88	1:43.439	03.897	1	1:45.871	43.613
90	1:58.176	09.664	48	1:47.209	15.760	54	1:49.041	30.269	56	1:44.183	06.374	58	1:46.394	45.407
38	1:58.911	10.399	46	1:46.145	17.078	8	1:48.573	30.332	7	1:43.982	08.494	47	1:46.162	45.668
46	1:59.264	10.752	90	1:48.652	18.160	1	1:45.617	30.774	50	1:44.400	11.229	4	1:47.023	46.878
29	1:59.752	11.240	38	1:47.553	18.348	4	1:46.230	33.317	3	1:44.776	11.545	64	1:47.273	50.971
54	2:00.327	11.815	27	1:46.629	18.758	64	1:47.544	35.646	16	1:50.742	14.076	2	1:47.877	57.849
27	2:00.709	12.197	29	1:47.612	19.294				17	3:15.769	1 Lap			
8	2:00.954	12.442	54	1:47.093	19.950				69	1:45.036	18.401			
58	2:01.396	12.884	8	1:47.028	20.191				33	1:45.105	18.914			
64	2:04.318	15.806	58	1:47.305	20.963				24	1:45.231	1 Lap			
4	2:04.921	16.409	1	1:47.316	25.210				23	1:46.216	25.724			
14	2:05.362	16.850	64	1:48.922	26.106				46	1:46.670	26.440			
1	2:05.591	17.079	29	1:47.612	19.294				27	1:46.494	27.867			
94	2:06.158	17.646	54	1:47.028	20.191				48	1:47.124	28.280			
2	2:06.376	17.864	58	1:47.305	20.963				38	1:46.916	31.461			
89	2:06.944	18.432	1	1:47.316	25.210				29	1:46.313	32.577			
44	2:07.546	19.034	64	1:48.922	26.106				54	1:47.408	34.817			
40	2:08.433	19.921	4	1:49.015	26.670				1	1:47.171	35.085			
47	2:13.591	25.079	14	1:48.828	28.477				8	1:48.241	35.713			
24	2:32.117	43.605	2	1:48.240	29.293				58	1:49.196	36.284			
65	2:35.002	46.490	94	1:51.219	32.084				4	1:47.398	37.855			
<b>Num Lap Time Gap</b>			27	1:46.629	18.758				64	1:48.931	41.717			
<b>Lap 2</b>			29	1:47.612	19.294				14	1:48.653	45.362			
5	1:43.688		54	1:47.093	19.950				2	1:48.686	45.637			
88	1:43.440	00.492	8	1:47.028	20.191				94	1:47.856	46.298			
56	1:43.820	01.133	58	1:47.305	20.963				44	1:49.148	50.703			
16	1:43.867	02.879	1	1:47.316	25.210				40	1:48.845	59.112			
50	1:44.227	03.878	64	1:48.922	26.106				90	1:50.195	1:10.527			
7	1:44.031	05.249	4	1:49.015	26.670				72	1:47.161	4 Laps			
3	1:45.949	06.959	14	1:48.828	28.477				65	1:46.460	1 Lap			
17	1:46.005	07.048	2	1:48.240	29.293				<b>Num Lap Time Gap</b>			29	1:46.626	41.326
69	1:44.724	07.100	94	1:51.219	32.084				<b>Lap 6</b>			54	1:46.039	42.051
33	1:45.383	09.760	47	1:48.061	32.608				5	1:42.860		8	1:45.629	42.137
48	1:47.799	11.974	44	1:50.874	33.355				88	1:43.439	03.897	1	1:45.871	43.613
23	1:46.691	12.204	40	1:59.737	42.790				56	1:44.183	06.374	58	1:46.394	45.407
90	1:46.955	12.931	89	2:14.944	56.223				7	1:43.982	08.494	47	1:46.162	45.668
38	1:47.507	14.218	65	3:53.980	1 Lap				50	1:44.400	11.229	4	1:47.023	46.878
46	1:47.292	14.356	<b>Num Lap Time Gap</b>						3	1:44.776	11.545	64	1:47.273	50.971
29	1:47.553	15.105	<b>Lap 4</b>						16	1:50.742	14.076	2	1:47.877	57.849
27	1:47.043	15.552	5	1:44.107					17	3:15.769	1 Lap			









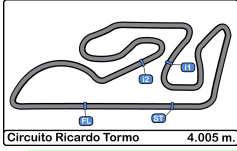
Circuit Ricardo Tormo

EURONASCAR 2

Race - 1

Best Sectors Results

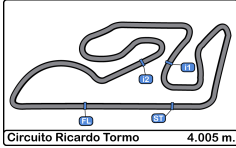
Sector - 1			Sector - 2			Sector - 3			Ideal Lap vs Best Lap						
Clas	Nº	Driver	Time	Nº	Driver	Time	Nº	Driver	Time	Clas	Nº	Driver	Ideal Lap	Best Lap	Clas
1	5	Tziortzis Vladimiros	38.264	5	Tziortzis Vladimiros	36.100	5	Tziortzis Vladimiros	28.132	1	5	Tziortzis Vladimiros	1:42.496	1:42.592	1
2	7	Doubek Martin	38.481	88	Naska Alberto	36.229	7	Doubek Martin	28.257	2	88	Naska Alberto	1:43.102	1:43.134	2
3	88	Naska Alberto	38.608	3	Delsaux Ulysse	36.338	88	Naska Alberto	28.265	3	7	Doubek Martin	1:43.219	1:43.308	3
4	56	Linster Gil	38.767	16	De Matteo Alfredo	36.418	50	Hezemans Liam	28.284	4	3	Delsaux Ulysse	1:43.496	1:43.496	4
5	3	Delsaux Ulysse	38.799	56	Linster Gil	36.442	56	Linster Gil	28.346	5	56	Linster Gil	1:43.555	1:43.820	5
6	16	De Matteo Alfredo	38.888	7	Doubek Martin	36.481	3	Delsaux Ulysse	28.359	6	50	Hezemans Liam	1:43.811	1:44.001	7
7	47	Colavita Leonardo	38.993	50	Hezemans Liam	36.522	16	De Matteo Alfredo	28.522	7	16	De Matteo Alfredo	1:43.828	1:43.867	6
8	50	Hezemans Liam	39.005	17	Garisto Francesco	36.646	69	De Groot Melvin	28.558	8	17	Garisto Francesco	1:44.286	1:44.372	8
9	69	De Groot Melvin	39.024	47	Colavita Leonardo	36.674	17	Garisto Francesco	28.564	9	47	Colavita Leonardo	1:44.444	1:45.131	12
10	17	Garisto Francesco	39.076	24	Malcharek Christian	36.769	33	Jouffreau Paul	28.638	10	69	De Groot Melvin	1:44.457	1:44.724	9
11	24	Malcharek Christian	39.158	33	Jouffreau Paul	36.807	24	Malcharek Christian	28.646	11	24	Malcharek Christian	1:44.573	1:44.752	11
12	33	Jouffreau Paul	39.206	69	De Groot Melvin	36.875	8	Valeri Paolo	28.759	12	33	Jouffreau Paul	1:44.651	1:44.730	10
13	46	Gomes Miguel	39.248	8	Valeri Paolo	36.930	2	Vingilis Kasparas	28.770	13	46	Gomes Miguel	1:45.165	1:46.010	19
14	27	Schober Patrick	39.363	46	Gomes Miguel	37.084	47	Colavita Leonardo	28.777	14	8	Valeri Paolo	1:45.223	1:45.629	15
15	1	Tronconi Andrea	39.382	54	Del Castello Luli	37.129	23	Lintukanto Leevi	28.806	15	27	Schober Patrick	1:45.394	1:45.891	18
16	8	Valeri Paolo	39.534	1	Tronconi Andrea	37.143	72	Bleekemolen Michael	28.818	16	1	Tronconi Andrea	1:45.455	1:45.617	14
17	72	Bleekemolen Michael	39.546	72	Bleekemolen Michael	37.146	27	Schober Patrick	28.831	17	72	Bleekemolen Michael	1:45.510	1:45.574	13
18	54	Del Castello Luli	39.556	4	Panagiotis Yannick	37.159	46	Gomes Miguel	28.833	18	23	Lintukanto Leevi	1:45.732	1:45.834	16
19	23	Lintukanto Leevi	39.574	29	Koloc Aliyyah	37.188	58	Lenz Christoph	28.915	19	4	Panagiotis Yannick	1:45.794	1:46.230	21
20	90	Deodhar Advait	39.602	27	Schober Patrick	37.200	1	Tronconi Andrea	28.930	20	54	Del Castello Luli	1:45.824	1:46.039	20
21	4	Panagiotis Yannick	39.678	65	Benedetti Roberto	37.211	90	Deodhar Advait	28.954	21	90	Deodhar Advait	1:45.876	1:45.876	17
22	65	Benedetti Roberto	39.715	48	Sokolovskiy Yevgen	37.244	4	Panagiotis Yannick	28.957	22	48	Sokolovskiy Yevgen	1:45.962	1:46.507	26
23	48	Sokolovskiy Yevgen	39.745	90	Deodhar Advait	37.320	48	Sokolovskiy Yevgen	28.973	23	65	Benedetti Roberto	1:46.016	1:46.460	24
24	58	Lenz Christoph	39.817	38	Calvet Teo	37.335	29	Koloc Aliyyah	28.987	24	29	Koloc Aliyyah	1:46.034	1:46.313	22
25	38	Calvet Teo	39.843	64	Quintal Eric	37.345	38	Calvet Teo	29.089	25	58	Lenz Christoph	1:46.162	1:46.394	23
26	29	Koloc Aliyyah	39.859	23	Lintukanto Leevi	37.352	65	Benedetti Roberto	29.090	26	2	Vingilis Kasparas	1:46.240	1:47.146	27
27	2	Vingilis Kasparas	40.013	58	Lenz Christoph	37.430	54	Del Castello Luli	29.139	27	38	Calvet Teo	1:46.267	1:46.463	25
28	64	Quintal Eric	40.133	2	Vingilis Kasparas	37.457	64	Quintal Eric	29.166	28	64	Quintal Eric	1:46.644	1:47.211	28
29	94	Alina Loibnegger	40.251	14	Casoli Arianna	37.660	14	Casoli Arianna	29.473	29	94	Alina Loibnegger	1:47.522	1:47.856	30
30	40	Hauer Matthias	40.372	94	Alina Loibnegger	37.766	94	Alina Loibnegger	29.505	30	14	Casoli Arianna	1:47.593	1:47.840	29
31	14	Casoli Arianna	40.460	40	Hauer Matthias	37.884	40	Hauer Matthias	29.511	31	40	Hauer Matthias	1:47.767	1:48.377	31
32	44	Koikkalainen Janne	40.618	44	Koikkalainen Janne	38.229	44	Koikkalainen Janne	29.559	32	44	Koikkalainen Janne	1:48.406	1:48.958	32
33	89	Panebianco Alberto	41.197	89	Panebianco Alberto	38.598	89	Panebianco Alberto	30.046	33	89	Panebianco Alberto	1:49.841	1:49.958	33



Circuit Ricardo Tormo  
 EURONASCAR 2  
 Race - 1  
 Leader Sequence

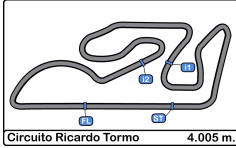
N°	Driver	Nat	Cat	Clas	Team	Nat	Vehicle	Start Lap	End Lap	Laps	Total Laps
5	Tziortzis Vladimiros				Academy Motorsport / Alex Caffi		EuroNASCAR FJ	1	15	15	15





**Circuit Ricardo Tormo**  
**EURONASCAR 2**  
**Race - 1**  
**Best 5 Lap Times**

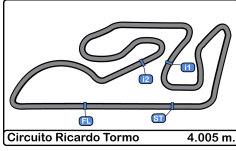
Cls	N°	Driver	Nat	Cat	Cls	Team	Nat	Vehicle	Best 1		Best 2		Best 3		Best 4		Best 5	
									Time	Lap	Time	Lap	Time	Lap	Time	Lap	Time	Lap
1	5	Tziortzis Vladimiros	CYP			Academy Motorsport / Alex Caffi Motorsport	ITA	EuroNASCAR FJ	1:42.592	7	1:42.638	8	1:42.840	10	1:42.860	6	1:43.007	5
2	88	Naska Alberto	ITA	Rooki	1	CAAL Racing	ITA	Chevrolet Camaro	1:43.134	8	1:43.396	7	1:43.439	6	1:43.440	2	1:43.534	3
3	7	Doubek Martin	CZE			Hendriks Motorsport	NLD	Ford Mustang	1:43.308	3	1:43.628	7	1:43.813	11	1:43.844	8	1:43.845	10
4	3	Delsaux Ulysse	FRA			RDV Competition	FRA	EuroNASCAR FJ	1:43.496	9	1:43.752	12	1:43.789	10	1:43.944	13	1:43.949	14
5	56	Linster Gil	LUX			CAAL Racing	ITA	Ford Mustang	1:43.820	2	1:44.033	11	1:44.169	8	1:44.179	3	1:44.183	6
6	16	De Matteo Alfredo	ITA	Rooki	2	MK1 Racing - RaceArt	ITA	Shadow DNM8	1:43.867	2	1:44.497	3	1:44.674	4	1:44.681	5	1:44.836	8
7	50	Hezemans Liam	NLD	Rooki	3	Hendriks Motorsport	NLD	Ford Mustang	1:44.001	11	1:44.140	10	1:44.227	2	1:44.239	9	1:44.257	3
8	17	Garisto Francesco	ITA			MK1 Racing - RaceArt	ITA	Shadow DNM8	1:44.372	9	1:45.394	10	1:45.533	6	1:45.595	11	1:45.941	7
9	69	De Groot Melvin	NLD	Lege	1	Team Bleekemolen	NLD	Ford Mustang	1:44.724	2	1:44.787	13	1:45.036	6	1:45.121	9	1:45.179	8
10	33	Jouffreau Paul	FRA	Rooki	4	Speedhouse	FRA	Ford Mustang	1:44.730	14	1:44.807	11	1:44.877	10	1:44.981	7	1:45.105	6
11	24	Malcharek Christian	SVK			PK Carsport	BEL	Chevrolet Camaro	1:44.752	7	1:45.167	4	1:45.227	6	1:45.231	5	1:45.483	12
12	47	Colavita Leonardo	ITA			Racers Motorsport	ITA	Chevrolet Camaro	1:45.131	6	1:45.180	7	1:45.278	11	1:45.349	13	1:45.640	4
13	72	Bleekemolen Michael	NLD	Lege	2	Team Bleekemolen	NLD	Ford Mustang	1:45.574	3	1:45.790	7	1:46.481	4	1:47.161	2	1:47.165	6
14	1	Tronconi Andrea	ITA	Rooki Leoen	1	Academy Motorsport / Alex Caffi Motorsport	ITA	Ford Mustang	1:45.617	5	1:45.871	8	1:46.031	10	1:46.428	9	1:47.061	4
15	8	Valeri Paolo	ITA	Lege	3	Racers Motorsport	ITA	Chevrolet Camaro	1:45.629	8	1:46.025	7	1:46.380	10	1:46.720	9	1:47.028	3
16	23	Lintukanto Leevi	FIN			Team Bleekemolen	NLD	Chevrolet Camaro	1:45.834	10	1:46.140	3	1:46.216	6	1:46.260	11	1:46.280	8
17	90	Deodhar Advait	IND			Not Only Motorsport	ITA	Chevrolet Camaro	1:45.876	11	1:46.594	12	1:46.649	9	1:46.919	10	1:46.955	2
18	27	Schober Patrick	AUT	Rooki	5	Double V	ITA	Ford Mustang	1:45.891	5	1:45.934	7	1:46.182	8	1:46.351	10	1:46.473	9
19	46	Gomes Miguel	PRT	Lege	4	Marko Stipp Motorsport	DEU	Chevrolet Camaro	1:46.010	10	1:46.049	8	1:46.050	11	1:46.145	3	1:46.189	4
20	54	Del Castello Luli	ITA	Lady Rooki	1	CAAL Racing	ITA	Chevrolet Camaro	1:46.039	8	1:46.425	7	1:47.093	3	1:47.408	6	1:48.153	2
21	4	Panagiotis Yannick	FRA	Rooki Leoen	1	Panasport	FRA	Ford Mustang	1:46.230	5	1:47.023	8	1:47.230	7	1:47.398	6	1:47.437	11
22	29	Koloc Aliyyah	ARE	Lady Rooki	2	Buggyra ZM-MFT Racing	ARE	Ford Mustang	1:46.313	6	1:46.626	8	1:46.820	10	1:46.850	9	1:47.353	7
23	58	Lenz Christoph	CHE	Rooki Leoen	2	Racingfuel Motorsport	CHE	Chevrolet Camaro	1:46.394	8	1:46.949	14	1:47.130	9	1:47.305	3	1:47.398	11
24	65	Benedetti Roberto	ITA	Lege	5	The Club Motorsport	ITA	Chevrolet Camaro	1:46.460	5	1:46.914	4	1:47.375	3	1:55.146	6	2:35.002	1
25	38	Calvet Teo	FRA	Rooki	6	Buggyra ZM-MFT Racing	ARE	Ford Mustang	1:46.463	9	1:46.794	15	1:46.916	6	1:47.180	5	1:47.204	7
26	48	Sokolovskiy Yevgen	UKR	Lege	6	Marko Stipp Motorsport	DEU	Chevrolet Camaro	1:46.507	8	1:46.766	7	1:46.846	9	1:46.930	12	1:47.048	10
27	2	Vingilis Kasparas	LTU	Rooki	7	Academy Motorsport / Alex Caffi Motorsport	ITA	EuroNASCAR FJ	1:47.146	10	1:47.588	14	1:47.644	12	1:47.832	15	1:47.877	8
28	64	Quintal Eric	FRA	Lege	7	Speedhouse	FRA	Ford Mustang	1:47.211	7	1:47.273	8	1:47.544	5	1:47.767	10	1:47.966	9
29	14	Casoli Arianna	ITA	Lady Leoen	1	Speedhouse	FRA	Ford Mustang	1:47.840	15	1:48.410	12	1:48.653	6	1:48.722	10	1:48.816	11
30	94	Alina Loibnegger	AUT	Lad	1	Racingfuel Motorsport	CHE	Chevrolet Camaro	1:47.856	6	1:47.936	5	1:48.158	12	1:48.396	4	1:48.654	8
31	40	Hauer Matthias	DEU	Lege	8	Speedhouse	FRA	Ford Mustang	1:48.377	5	1:48.550	8	1:48.845	6	1:48.853	10	1:48.923	9
32	44	Koikkalainen Janne	FIN	Rooki Leoen	3	Team Bleekemolen	NLD	Chevrolet Camaro	1:48.958	5	1:49.016	10	1:49.148	6	1:49.216	4	1:49.336	11
33	89	Panebianco Alberto	ITA			Not Only Motorsport	ITA	Chevrolet Camaro	1:49.958	2	2:06.944	1	2:14.944	3				



Circuit Ricardo Tormo  
EURONASCAR 2  
Race - 1

Fastest Laps Sequence

Lap	Time of Day	Session Time	Nº	Driver	Nat	Cat	Team	Nat	Vehicle	Time	Km/h
2	17:22:21.170	3:32.170	5	Tziortzis Vladimiros		OP	Academy Motorsport / Alex Caffi Motorsport		€ EuroNASCAR FJ	1:43.688	139.0
2	17:22:21.662	3:32.662	88	Naska Alberto		€	Rookie CAAL Racing		€ Chevrolet Camaro	1:43.440	139.3
3	17:24:04.593	5:15.593	5	Tziortzis Vladimiros		OP	Academy Motorsport / Alex Caffi Motorsport		€ EuroNASCAR FJ	1:43.423	139.4
3	17:24:09.727	5:20.727	7	Doubek Martin		OP	Hendriks Motorsport		€ Ford Mustang	1:43.308	139.5
5	17:27:31.707	8:42.707	5	Tziortzis Vladimiros		OP	Academy Motorsport / Alex Caffi Motorsport		€ EuroNASCAR FJ	1:43.007	139.9
6	17:29:14.566	10:25.566	5	Tziortzis Vladimiros		OP	Academy Motorsport / Alex Caffi Motorsport		€ EuroNASCAR FJ	1:42.860	140.1
7	17:30:57.159	12:08.159	5	Tziortzis Vladimiros		OP	Academy Motorsport / Alex Caffi Motorsport		€ EuroNASCAR FJ	1:42.592	140.5

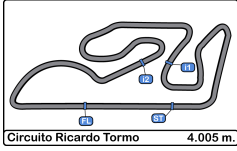


**Circuit Ricardo Tormo**  
**EURONASCAR 2**  
**Race - 1**  
**Lap Chart**

**LAP**

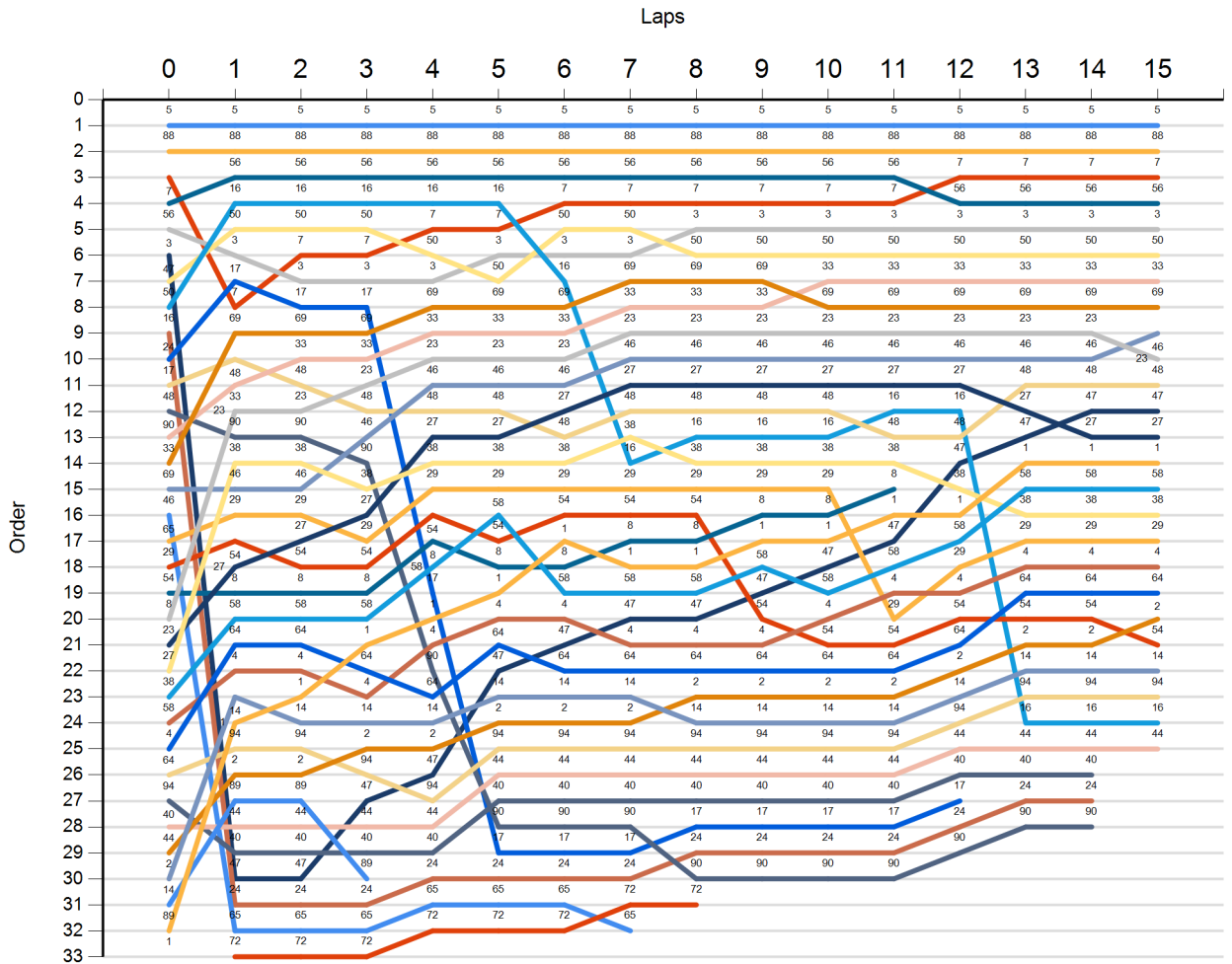
Nr	Pos	Grid	1	2	3	4	5	6	7	8	9	10	11	12	13	14	15
5	1	5	5	5	5	5	5	5	5	5	5	5	5	5	5	5	5
88	2	88	88	88	88	88	88	88	88	88	88	88	88	88	88	88	88
7	3	7	56	56	56	56	56	56	56	56	56	56	56	7	7	7	7
56	4	56	16	16	16	16	16	7	7	7	7	7	7	56	56	56	56
3	5	3	50	50	50	7	7	50	50	3	3	3	3	3	3	3	3
47	6	47	3	7	7	50	3	3	3	50	50	50	50	50	50	50	50
50	7	50	17	3	3	3	50	16	69	69	69	33	33	33	33	33	33
16	8	16	7	17	17	69	69	69	33	33	33	69	69	69	69	69	69
24	9	24	69	69	69	33	33	33	23	23	23	23	23	23	23	23	46
17	10	17	48	33	33	23	23	23	46	46	46	46	46	46	46	46	23
48	11	48	33	48	23	46	46	46	27	27	27	27	27	27	48	48	48
90	12	90	23	23	48	48	48	27	48	48	48	16	16	16	27	47	47
33	13	33	90	90	46	27	27	48	38	16	16	16	48	48	47	27	27
69	14	69	38	38	90	38	38	38	16	38	38	38	38	47	1	1	1
46	15	46	46	46	38	29	29	29	29	29	29	29	8	38	58	58	58
65	16	65	29	29	27	54	58	54	54	8	8	1	1	38	38	38	38
29	17	29	54	27	29	8	54	1	8	8	1	1	47	58	29	29	29
54	18	54	27	54	54	58	8	8	1	1	58	47	58	29	4	4	4
8	19	8	8	8	8	17	1	58	58	58	47	58	4	4	64	64	64
23	20	23	58	58	58	1	4	4	47	47	54	4	29	54	54	54	2
27	21	27	64	64	1	4	64	47	4	4	4	54	54	64	2	2	54
38	22	38	4	4	64	90	47	64	64	64	64	64	64	2	14	14	14
58	23	58	14	1	4	64	14	14	14	2	2	2	2	14	94	94	94
4	24	4	1	14	14	14	2	2	2	14	14	14	14	94	16	16	16
64	25	64	94	94	2	2	94	94	94	94	94	94	94	44	44	44	44
94	26	94	2	2	94	47	44	44	44	44	44	44	44	40	40	40	40
40	27	40	89	89	47	94	40	40	40	40	40	40	40	17	24	24	24
44	28	44	44	44	44	44	90	90	90	17	17	17	17	24	90	90	90
2	29	2	40	40	40	40	17	17	17	24	24	24	24	90			
14	30	14	47	47	89	24	24	24	24	90	90	90	90				
89	31	89	24	24	24	65	65	65	65	72	72						
1	32	1	65	65	65	72	72	72	65								
72	33		72	72	72												

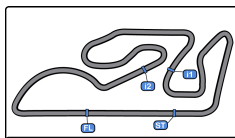




Circuit Ricardo Tormo  
 EURONASCAR 2  
 Race - 1  
 Graphic Lap Chart

- 5
- 88
- 7
- 56
- 3
- 47
- 50
- 16
- 24
- 17
- 48
- 90
- 33
- 69
- 46
- 65
- 29
- 54
- 8
- 23
- 27
- 38
- 58
- 4
- 64
- 94
- 40
- 44
- 2
- 14
- 89
- 1
- 72





Circuit Ricardo Tormo

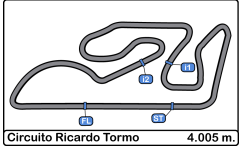
EURONASCAR 2

Race - 1

Pit Stop Analysis

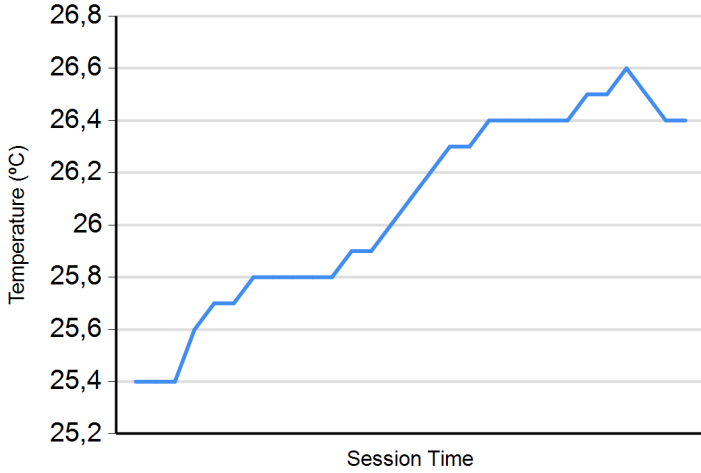
Circuito Ricardo Tormo 4.005 m.

Nr.	In Day Time	Driver	Nat	Cat	Team	Nat	Vehicle	In Time	Stop N°	Pit Time	Handicap	Penalty
24	17:21:17.992	Malcharek Christian		SNK	PK Carsport		Chevrolet Camaro	2:29.023	1	1:15.529		
65	17:21:20.892	Benedetti Roberto		MS	Legend The Club Motorsport		Chevrolet Camaro	2:31.922	1	2:08.783		
17	17:26:14.237	Garisto Francesco		MS	MK1 Racing - RaceArt Technology		Shadow DNM8	7:25.267	1	1:34.390		
90	17:26:17.243	Deodhar Advait		MS	Not Only Motorsport		Chevrolet Camaro	7:28.273	1	28.167		
16	17:29:26.124	De Matteo Alfredo		MS	Rookie MK1 Racing - RaceArt Technology		Shadow DNM8	10:37.154	1	23.039		
90	17:32:19.770	Deodhar Advait		MS	Not Only Motorsport		Chevrolet Camaro	13:30.800	2	1:38.486		
65	17:32:31.354	Benedetti Roberto		MS	Legend The Club Motorsport		Chevrolet Camaro	13:42.384	2	3:45.432		

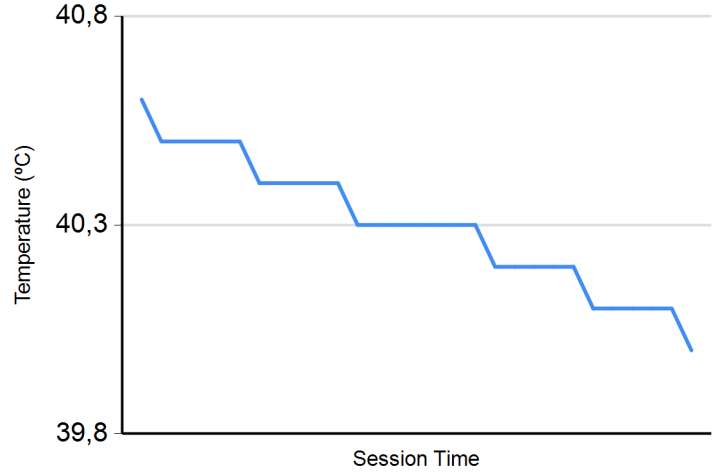


**Circuit Ricardo Tormo**  
**EURONASCAR 2**  
**Race - 1**  
**Weather Report**

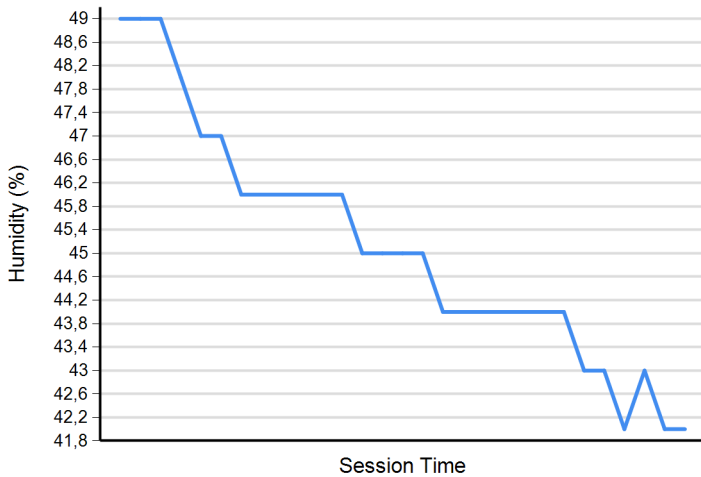
**Air Temperature**



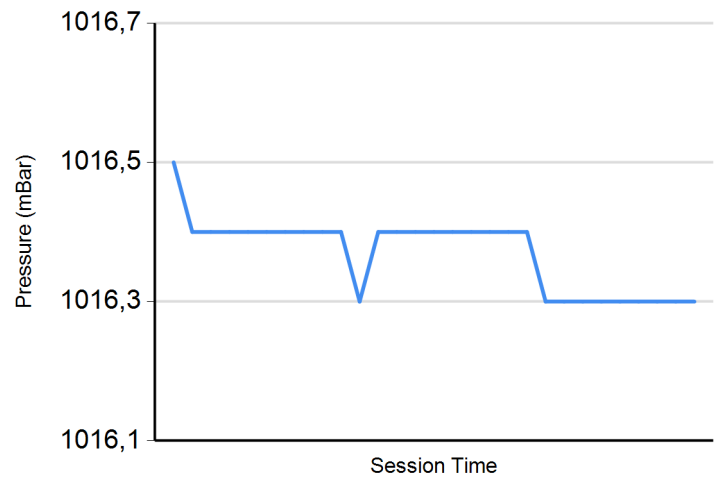
**Track Temperature**



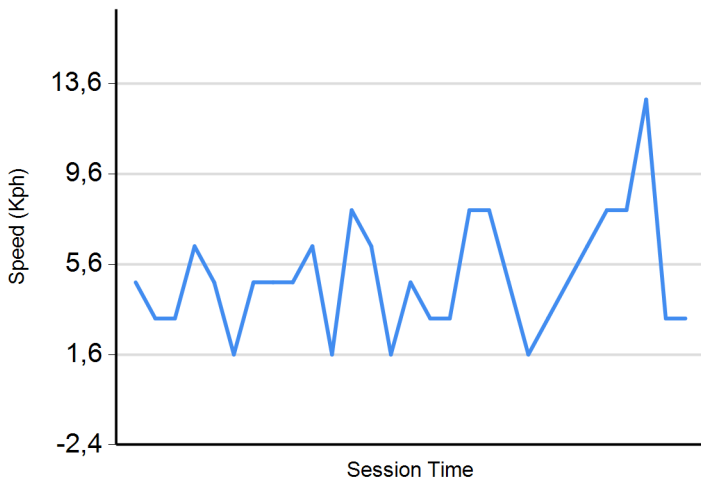
**Humidity**



**Pressure**



**Wind Speed**



**Wind direction**

North = 0°/360° Est = 90° South = 180° West = 270°

