

Circuit Ricardo Tormo

EURONASCAR 2

Qualifying

Provisional Results

Clas	Nº	Driver	Nat	Cat	Clas	Team	Nat	Vehicle	Laps	Best	Time	Gap	Interval	Km/h
1	5	Tziortzis Vladimiro	CYP			Academy Motorsport / Alex Caffi Motorsport	ITA	EuroNASCAR FJ	9	6	1:41.997			141.3
2	88	Naska Alberto	ITA	Rookie	1	CAAL Racing	ITA	Chevrolet Camaro	10	4	1:42.457	0.460	0.460	140.7
3	7	Doubek Martin	CZE			Hendriks Motorsport	NLD	Ford Mustang	9	6	1:42.591	0.594	0.134	140.5
4	56	Linster Gil	LUX			CAAL Racing	ITA	Ford Mustang	10	7	1:42.757	0.760	0.166	140.3
5	3	Delsaux Ulysse	FRA			RDV Competition	FRA	EuroNASCAR FJ	12	7	1:42.953	0.956	0.196	140.0
6	47	Colavita Leonardo	ITA			Racers Motorsport	ITA	Chevrolet Camaro	12	3	1:43.029	1.032	0.076	139.9
7	50	Hezemans Liam	NLD	Rookie	2	Hendriks Motorsport	NLD	Ford Mustang	10	9	1:43.178	1.181	0.149	139.7
8	16	De Matteo Alfredo	ITA	Rookie	3	MK1 Racing - RaceArt Technology	ITA	Shadow DNM8	10	7	1:43.334	1.337	0.156	139.5
9	24	Malcharek Christian	SVK			PK Carsport	BEL	Chevrolet Camaro	7	4	1:43.346	1.349	0.012	139.5
10	17	Garisto Francesco	ITA			MK1 Racing - RaceArt Technology	ITA	Shadow DNM8	12	11	1:43.627	1.630	0.281	139.1
11	48	Sokolovskiy Yevgen	UKR	Legend	1	Marko Stipp Motorsport	DEU	Chevrolet Camaro	10	4	1:43.699	1.702	0.072	139.0
12	90	Deodhar Advait	IND			Not Only Motorsport	ITA	Chevrolet Camaro	9	6	1:43.709	1.712	0.010	139.0
13	33	Jouffreau Paul	FRA	Rookie	4	Speedhouse	FRA	Ford Mustang	9	6	1:43.711	1.714	0.002	139.0
14	69	De Groot Melvin	NLD	Legend	2	Team Bleekemolen	NLD	Ford Mustang	10	8	1:44.298	2.301	0.587	138.2
15	46	Gomes Miguel	PRT	Legend	3	Marko Stipp Motorsport	DEU	Chevrolet Camaro	8	7	1:44.420	2.423	0.122	138.0
16	65	Benedetti Roberto	ITA	Legend	4	The Club Motorsport	ITA	Chevrolet Camaro	12	10	1:44.786	2.789	0.366	137.5
17	29	Koloc Aliyyah	ARE	Lady Rookie	1	Buggyra ZM-MFT Racing	ARE	Ford Mustang	12	8	1:44.911	2.914	0.125	137.4
18	54	Del Castello Luli	ITA	Lady Rookie	2	CAAL Racing	ITA	Chevrolet Camaro	12	11	1:44.932	2.935	0.021	137.4
19	8	Valeri Paolo	ITA	Legend	5	Racers Motorsport	ITA	Chevrolet Camaro	10	9	1:44.962	2.965	0.030	137.3
20	23	Lintukanto Leevi	FIN			Team Bleekemolen	NLD	Chevrolet Camaro	11	5	1:45.075	3.078	0.113	137.2
21	27	Schober Patrick	AUT	Rookie	5	Double V	ITA	Ford Mustang	12	4	1:45.142	3.145	0.067	137.1
22	38	Calvet Teo	FRA	Rookie	6	Buggyra ZM-MFT Racing	ARE	Ford Mustang	12	7	1:45.250	3.253	0.108	136.9
23	58	Lenz Christoph	CHE	Rookie Legend	1	Racingfuel Motorsport	CHE	Chevrolet Camaro	10	5	1:45.623	3.626	0.373	136.5
24	4	Panagiotis Yannick	FRA	Rookie Legend	2	Panasport	FRA	Ford Mustang	12	7	1:46.027	4.030	0.404	135.9
25	64	Quintal Eric	FRA	Legend	6	Speedhouse	FRA	Ford Mustang	9	8	1:46.502	4.505	0.475	135.3
26	94	Alina Loibnegger	AUT	Lady	1	Racingfuel Motorsport	CHE	Chevrolet Camaro	12	9	1:46.864	4.867	0.362	134.9
27	40	Hauer Matthias	DEU	Legend	7	Speedhouse	FRA	Ford Mustang	8	6	1:46.934	4.937	0.070	134.8
28	44	Koikkalainen Janne	FIN	Rookie Legend	3	Team Bleekemolen	NLD	Chevrolet Camaro	5	4	1:47.321	5.324	0.387	134.3
29	2	Vingilis Kasparas	LTU	Rookie	7	Academy Motorsport / Alex Caffi Motorsport	ITA	EuroNASCAR FJ	9	7	1:48.208	6.211	0.887	133.2
30	14	Casoli Arianna	ITA	Lady Legend	1	Speedhouse	FRA	Ford Mustang	8	7	1:48.404	6.407	0.196	133.0
31	89	Panebianco Alberto	ITA			Not Only Motorsport	ITA	Chevrolet Camaro	3	2	1:49.346	7.349	0.942	131.8
32	1	Tronconi Andrea	ITA	Rookie Legend	1	Academy Motorsport / Alex Caffi Motorsport	ITA	Ford Mustang	1	1	10:51:52.798	10:50:10.	10:50:03.	00.0

* PENALTIES

CARS 4,5,8,16,23,27,29,33,47,48,50,54,56,58,88,90,94 TIME DELETED DUE TRACK LIMITS

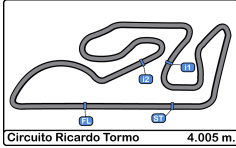
Published at:.....

Track Temp: 29.2 °C Air Temp: 23.0 °C Humidity: 50 % Track Status: DRY

Stewards:

Race Director:

Timekeeper:



Circuit Ricardo Tormo
EURONASCAR 2
Qualifying
Provisional Results by Category

Clas	Nº	Driver	Nat	Cat	Clas	Team	Nat	Vehicle	Laps	Best	Time	Gap	Interval	Km/h
1	5	Tziortzis Vladimiro	CYP			Academy Motorsport / Alex Caffi Motorsport	ITA	EuroNASCAR FJ	9	6	1:41.997			141.3
2	7	Doubek Martin	CZE			Hendriks Motorsport	NLD	Ford Mustang	9	6	1:42.591	0.594	0.594	140.5
3	56	Linster Gil	LUX			CAAL Racing	ITA	Ford Mustang	10	7	1:42.757	0.760	0.166	140.3
4	3	Delsaux Ulysse	FRA			RDV Competition	FRA	EuroNASCAR FJ	12	7	1:42.953	0.956	0.196	140.0
5	47	Colavita Leonardo	ITA			Racers Motorsport	ITA	Chevrolet Camaro	12	3	1:43.029	1.032	0.076	139.9
6	24	Malcharek Christian	SVK			PK Carsport	BEL	Chevrolet Camaro	7	4	1:43.346	1.349	0.317	139.5
7	17	Garisto Francesco	ITA			MK1 Racing - RaceArt Technology	ITA	Shadow DNM8	12	11	1:43.627	1.630	0.281	139.1
8	90	Deodhar Advait	IND			Not Only Motorsport	ITA	Chevrolet Camaro	9	6	1:43.709	1.712	0.082	139.0
9	23	Lintukanto Leevi	FIN			Team Bleekemolen	NLD	Chevrolet Camaro	11	5	1:45.075	3.078	1.366	137.2
10	89	Panebianco Alberto	ITA			Not Only Motorsport	ITA	Chevrolet Camaro	3	2	1:49.346	7.349	4.271	131.8

Lady														
1	94	Alina Loibnegger	AUT	Lady	1	Racingfuel Motorsport	CHE	Chevrolet Camaro	12	9	1:46.864			134.9

Lady Legend														
1	14	Casoli Arianna	ITA	Lady Legend	1	Speedhouse	FRA	Ford Mustang	8	7	1:48.404			133.0

Lady Rookie														
1	29	Koloc Aliyyah	ARE	Lady Rookie	1	Buggyra ZM-MFT Racing	ARE	Ford Mustang	12	8	1:44.911			137.4
2	54	Del Castello Luli	ITA	Lady Rookie	2	CAAL Racing	ITA	Chevrolet Camaro	12	11	1:44.932	0.021	0.021	137.4

Legend														
1	48	Sokolovskiy Yevgen	UKR	Legend	1	Marko Stipp Motorsport	DEU	Chevrolet Camaro	10	4	1:43.699			139.0
2	69	De Groot Melvin	NLD	Legend	2	Team Bleekemolen	NLD	Ford Mustang	10	8	1:44.298	0.599	0.599	138.2
3	46	Gomes Miguel	PRT	Legend	3	Marko Stipp Motorsport	DEU	Chevrolet Camaro	8	7	1:44.420	0.721	0.122	138.0
4	65	Benedetti Roberto	ITA	Legend	4	The Club Motorsport	ITA	Chevrolet Camaro	12	10	1:44.786	1.087	0.366	137.5
5	8	Valeri Paolo	ITA	Legend	5	Racers Motorsport	ITA	Chevrolet Camaro	10	9	1:44.962	1.263	0.176	137.3
6	64	Quintal Eric	FRA	Legend	6	Speedhouse	FRA	Ford Mustang	9	8	1:46.502	2.803	1.540	135.3
7	40	Hauer Matthias	DEU	Legend	7	Speedhouse	FRA	Ford Mustang	8	6	1:46.934	3.235	0.432	134.8

Rookie														
1	88	Naska Alberto	ITA	Rookie	1	CAAL Racing	ITA	Chevrolet Camaro	10	4	1:42.457			140.7
2	50	Hezemans Liam	NLD	Rookie	2	Hendriks Motorsport	NLD	Ford Mustang	10	9	1:43.178	0.721	0.721	139.7
3	16	De Matteo Alfredo	ITA	Rookie	3	MK1 Racing - RaceArt Technology	ITA	Shadow DNM8	10	7	1:43.334	0.877	0.156	139.5
4	33	Jouffreau Paul	FRA	Rookie	4	Speedhouse	FRA	Ford Mustang	9	6	1:43.711	1.254	0.377	139.0
5	27	Schober Patrick	AUT	Rookie	5	Double V	ITA	Ford Mustang	12	4	1:45.142	2.685	1.431	137.1
6	38	Calvet Teo	FRA	Rookie	6	Buggyra ZM-MFT Racing	ARE	Ford Mustang	12	7	1:45.250	2.793	0.108	136.9
7	2	Vingilis Kasparas	LTU	Rookie	7	Academy Motorsport / Alex Caffi Motorsport	ITA	EuroNASCAR FJ	9	7	1:48.208	5.751	2.958	133.2

Rookie Legend														
1	58	Lenz Christoph	CHE	Rookie Legend	1	Racingfuel Motorsport	CHE	Chevrolet Camaro	10	5	1:45.623			136.5
2	4	Panagiotis Yannick	FRA	Rookie Legend	2	Panasport	FRA	Ford Mustang	12	7	1:46.027	0.404	0.404	135.9
3	44	Koikkalainen Janne	FIN	Rookie Legend	3	Team Bleekemolen	NLD	Chevrolet Camaro	5	4	1:47.321	1.698	1.294	134.3

Rookie Legend														
1	1	Tronconi Andrea	ITA	Rookie Legend	1	Academy Motorsport / Alex Caffi Motorsport	ITA	Ford Mustang	1	1	10:51:52.798			00.0

*** PENALTIES**

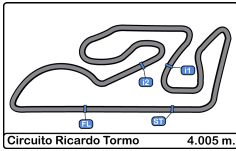
CARS 4,5,8,16,23,27,29,33,47,48,50,54,56,58,88,90,94 TIME DELETED DUE TRACK LIMITS

Published at:.....

Track Temp: 29.2 °C Air Temp: 23.0 °C Humidity: 50 % Track Status: DRY

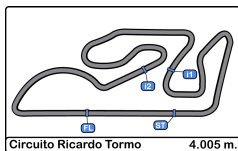
Stewards:	Race Director:	Timekeeper:
------------------	-----------------------	------------------------





Circuit Ricardo Tormo
EURONASCAR 2
Qualifying
Lap Analysis

1 Tronconi Andrea Ford Mustang 5 Tziortzis Vladimiro EuroNASCAR FJ						
RookieLege Academy Motorsport / Alex Caffi			Academy Motorsport / Alex Caffi			
Lap D	Time	Sector 1	Sector 2	Sector 3	T. Spd	Elapsed
1	10:51:52.798 P	10:50:24.948	46.129	41.721		10:51:52.798
2 Vingilis Kasparas EuroNASCAR FJ						
Rookie Academy Motorsport / Alex Caffi			Academy Motorsport / Alex Caffi			
Lap D	Time	Sector 1	Sector 2	Sector 3	T. Spd	Elapsed
1	10:47:56.178	10:46:36.802	45.225	34.151		10:47:56.178
2	2:06.995	47.500	47.174	32.321		10:50:03.173
3	1:52.221	42.819	38.771	30.631		10:51:55.394
4	1:49.013	41.322	37.938	29.753		10:53:44.407
5	1:49.778	41.657	37.789	30.332		10:55:34.185
6	1:49.424	41.912	37.970	29.542		10:57:23.609
7	1:48.208	40.663	37.614	29.931		10:59:11.817
8	1:48.341	40.657	37.241	30.443		11:01:00.158
9	2:26.141 P	48.754	47.955	49.432		11:03:26.299
3 Delsaux Ulysse EuroNASCAR FJ						
Rookie RDV Competition			RDV Competition			
Lap D	Time	Sector 1	Sector 2	Sector 3	T. Spd	Elapsed
1	10:42:32.621	10:41:11.753	47.779	33.089		10:42:32.621
2	1:44.623	39.433	36.748	28.442		10:44:17.244
3	1:54.966	39.436	40.414	35.116		10:46:12.210
4	1:44.396	38.630	36.451	29.315		10:47:56.606
5	1:50.213	39.287	39.096	31.830		10:49:46.819
6	1:45.580	38.599	37.770	29.211		10:51:32.399
7	1:42.953	38.597	36.203	28.153		10:53:15.352
8	1:43.126	38.676	36.295	28.155		10:54:58.478
9	1:45.054	38.531	36.703	29.820		10:56:43.532
10	1:44.454	38.818	37.254	28.382		10:58:27.986
11	1:43.095	38.598	36.256	28.241		11:00:11.081
12	2:06.859 P	43.395	42.276	41.188		11:02:17.940
4 Panagiotis Yannick Ford Mustang						
Rookie Panasport			Panasport			
Lap D	Time	Sector 1	Sector 2	Sector 3	T. Spd	Elapsed
1	10:42:45.319	10:41:30.105	43.214	32.000		10:42:45.319
2	1:50.147	42.064	38.676	29.407		10:44:35.466
3	1:47.594	41.107	37.525	28.962		10:46:23.060
4	1:46.031	39.896	37.323	28.812		10:48:09.091
5	1:47.573	39.611	39.009	28.953		10:49:56.664
6	1:47.995	39.912	37.403	30.680		10:51:44.659
7	1:46.027	39.923	37.423	28.681		10:53:30.686
8	1:46.728	39.698	38.095	28.935		10:55:17.414
9	1:46.458	39.790	37.602	29.066		10:57:03.872
10	1:47.117	40.004	37.431	29.682		10:58:50.989
11	1:47.145	40.436	37.404	29.305		11:00:38.134
12	2:21.446 P	49.865	47.252	44.329		11:02:59.580
5 Tziortzis Vladimiro EuroNASCAR FJ						
Academy Motorsport / Alex Caffi			Academy Motorsport / Alex Caffi			
Lap D	Time	Sector 1	Sector 2	Sector 3	T. Spd	Elapsed
1	10:47:40.778	10:46:25.367	45.059	30.352		10:47:40.778
2	1:44.990	39.998	36.528	28.464		10:49:25.768
3	1:42.686	38.312	35.918	28.456		10:51:08.454
4	1:42.288	38.283	35.995	28.010		10:52:50.742
5	1:43.444	38.050	35.886	29.508		10:54:34.186
6	1:41.997	37.935	36.048	28.014		10:56:16.183
7	1:40.860	38.020	38.822	33.018		10:58:06.043
8	1:42.364	38.121	35.995	28.248		10:59:48.407
9	2:02.442 P	38.180	40.579	43.683		11:01:50.849
7 Doubek Martin Ford Mustang						
Hendriks Motorsport			Hendriks Motorsport			
Lap D	Time	Sector 1	Sector 2	Sector 3	T. Spd	Elapsed
1	10:44:31.044	10:42:56.830	52.855	41.359		10:44:31.044
2	2:03.768	55.736	39.133	28.899		10:46:34.812
3	1:43.050	38.676	36.387	27.987		10:48:17.862
4	1:43.496	38.477	36.297	28.722		10:50:01.358
5	2:02.650	51.074	43.355	28.221		10:52:04.008
6	1:42.591	38.435	36.223	27.933		10:53:46.599
7	1:43.027	38.374	36.209	28.444		10:55:29.626
8	1:43.189	38.544	36.529	28.116		10:57:12.815
9	1:55.164 P	39.004	38.559	37.601		10:59:07.979
8 Valeri Paolo Chevrolet Camaro						
Legend Racers Motorsport			Racers Motorsport			
Lap D	Time	Sector 1	Sector 2	Sector 3	T. Spd	Elapsed
1	10:43:49.402	10:42:38.040	41.347	30.015		10:43:49.402
2	1:49.786	41.983	38.027	29.776		10:45:39.188
3	1:49.085	40.358	39.725	29.002		10:47:28.273
4	1:45.627	39.430	37.583	28.614		10:49:13.900
5	1:45.626	39.440	37.188	28.998		10:50:59.526
6	1:48.124	40.115	38.146	29.860		10:52:47.647
7	1:53.692 P	40.630	38.502	34.560		10:54:41.339
8	3:36.271	2:30.502	37.227	28.542		10:58:17.610
9	1:44.962	39.277	37.045	28.640		11:00:02.572
10	2:10.795 P	46.752	44.383	39.660		11:02:13.367
14 Casoli Arianna Ford Mustang						
Lady Legend Speedhouse			Speedhouse			
Lap D	Time	Sector 1	Sector 2	Sector 3	T. Spd	Elapsed
1	10:49:49.023	10:48:24.714	50.110	34.199		10:49:49.023
2	1:58.822	44.793	39.334	34.695		10:51:47.845
3	1:52.517	42.468	39.350	30.699		10:53:40.362
4	1:50.437	40.445	38.682	31.310		10:55:30.799
5	1:48.834	40.913	38.441	29.480		10:57:19.633
6	1:49.060	41.073	38.294	29.693		10:59:08.693
7	1:48.404	40.645	38.172	29.587		11:00:57.097
8	2:20.866 P	48.468	46.884	45.514		11:03:17.963



Circuit Ricardo Tormo
EURONASCAR 2
Qualifying
Lap Analysis

16 De Matteo Alfredo Shadow DNM8 **24** Malcharek Christian Chevrolet Camaro
 Rookie MK1 Racing - RaceArt Technology PK Carsport

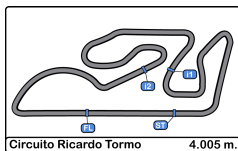
Lap	D	Time	Sector 1	Sector 2	Sector 3	T. Spd	Elapsed	Lap	D	Time	Sector 1	Sector 2	Sector 3	T. Spd	Elapsed
1		10:43:04.736	10:41:56.172	39.406	29.158		10:43:04.736	1		10:42:34.702	10:41:14.259	47.433	33.010		10:42:34.702
2		1:45.056	39.840	36.794	28.422		10:44:49.792	2		1:44.993	39.585	36.822	28.586		10:44:19.695
3		1:55.953	40.491	47.045	28.417		10:46:45.745	3		1:43.848	38.765	36.620	28.463		10:46:03.543
4		1:53.348 P	39.412	38.382	35.554		10:48:39.093	4		1:43.346	38.399	36.578	28.369		10:47:46.889
5		2:53.939	1:47.855	36.831	29.253		10:51:33.032	5		1:47.227	40.286	37.794	29.147		10:49:34.116
6		1:43.521	38.622	36.559	28.340		10:53:16.553	6		1:48.320	39.785	38.664	29.871		10:51:22.436
7		1:43.334	38.616	36.193	28.525		10:54:59.887	7		1:51.837 P	38.833	36.471	36.533		10:53:14.273
8		1:45.602	39.355	36.883	29.364		10:56:45.489	27 Schober Patrick Ford Mustang							
9		1:44.300	38.714	36.708	28.878		10:58:29.789	Rookie Double V							
10		1:52.859 P	38.801	36.459	37.599		11:00:22.648								

17 Garisto Francesco Shadow DNM8
 MK1 Racing - RaceArt Technology

Lap	D	Time	Sector 1	Sector 2	Sector 3	T. Spd	Elapsed	Lap	D	Time	Sector 1	Sector 2	Sector 3	T. Spd	Elapsed
1		10:42:10.723	10:41:01.887	38.856	29.980		10:42:10.723	1		10:42:44.864	10:41:28.013	43.410	33.441		10:42:44.864
2		1:53.563	40.717	40.019	32.827		10:44:04.286	2		1:53.540	42.074	41.990	29.476		10:44:38.404
3		1:44.983	39.332	36.815	28.836		10:45:49.269	3		1:47.000	40.235	37.898	28.867		10:46:25.404
4		1:46.281	39.798	37.743	28.740		10:47:35.550	4		1:45.142	39.362	36.961	28.819		10:48:10.546
5		1:45.584	39.566	36.963	29.055		10:49:21.134	5		1:48.978	39.085	39.260	30.633		10:49:59.524
6		1:54.139 P	39.101	36.852	38.186		10:51:15.273	6		1:45.693	39.224	36.927	29.542		10:51:45.217
7		2:55.527	1:48.457	38.437	28.633		10:54:10.800	7		1:52.007	40.523	39.327	32.157		10:53:37.224
8		1:47.031	38.738	39.122	29.171		10:55:57.831	8		1:45.483	39.119	37.157	29.207		10:55:22.707
9		1:43.756	38.858	36.524	28.374		10:57:41.587	9		1:45.172	39.373	36.974	28.825		10:57:07.879
10		1:43.773	38.703	36.472	28.598		10:59:25.360	10		1:51.972	40.896	39.179	31.897		10:58:59.851
11		1:43.627	38.711	36.400	28.516		11:01:08.987	11		1:47.175	39.880	37.755	29.540		11:00:47.026
12		2:20.390 P	45.936	43.096	51.358		11:03:29.377	12		2:20.674 P	47.463	47.633	45.578		11:03:07.700

23 Lintukanto Leevi Chevrolet Camaro
 Team Bleekemolen

Lap	D	Time	Sector 1	Sector 2	Sector 3	T. Spd	Elapsed	Lap	D	Time	Sector 1	Sector 2	Sector 3	T. Spd	Elapsed
1		10:42:04.578	10:40:55.684	39.248	29.646		10:42:04.578	1		10:42:27.348	10:41:10.854	43.966	32.528		10:42:27.348
2		1:46.412	39.900	37.590	28.922		10:43:50.990	2		1:49.302	40.599	38.704	29.999		10:44:16.650
3		1:45.529	39.533	37.147	28.849		10:45:36.519	3		1:48.974	39.693	38.436	30.845		10:46:05.624
4		1:45.155	39.359	37.091	28.705		10:47:21.674	4		1:45.181	39.190	37.226	28.765		10:47:50.805
5		1:45.075	39.133	37.113	28.829		10:49:06.749	5		1:53.979	40.528	43.064	30.387		10:49:44.784
6		1:45.559	39.287	37.405	28.867		10:50:52.308	6		1:48.043	40.113	37.800	30.130		10:51:32.827
7		1:45.980	39.363	37.347	29.270		10:52:38.288	7		1:45.979	40.079	36.899	29.001		10:53:18.806
8		1:45.352	39.291	37.371	28.690		10:54:23.640	8		1:44.911	39.273	37.017	28.621		10:55:03.717
9		1:46.603	39.755	37.648	29.200		10:56:10.243	9		1:50.449	40.689	39.326	30.434		10:56:54.166
10		1:45.944	39.544	37.444	28.956		10:57:56.187	10		1:46.227	39.616	37.499	29.112		10:58:40.393
11		1:55.360 P	39.568	37.994	37.798		10:59:51.547	11		1:45.285	39.446	36.968	28.871		11:00:25.678
								12		2:27.173 P	47.321	51.308	48.544		11:02:52.851



Circuit Ricardo Tormo
EURONASCAR 2
Qualifying
Lap Analysis

33 Joffreau Paul Ford Mustang **46** Gomes Miguel Chevrolet Camaro
Rookie Speedhouse Legend Marko Stipp Motorsport

Lap	D	Time	Sector 1	Sector 2	Sector 3	T. Spd	Elapsed	Lap	D	Time	Sector 1	Sector 2	Sector 3	T. Spd	Elapsed
1		10:46:51.855	10:45:43.018	39.149	29.688		10:46:51.855	1		10:46:07.754	10:44:53.882	41.723	32.149		10:46:07.754
2		1:45.754	39.825	36.992	28.934		10:48:37.606	2		1:51.520	41.008	38.295	32.217		10:47:59.274
3		1:44.492	39.069	36.857	28.566		10:50:22.098	3		1:51.808	39.979	38.677	33.152		10:49:51.082
4		1:43.879	38.981	36.464	28.434		10:52:05.977	4		1:45.327	39.663	37.050	28.614		10:51:36.409
5		1:43.751	38.909	36.339	28.503		10:53:49.728	5		1:44.878	39.426	36.560	28.892		10:53:21.287
6		1:43.711	38.827	36.305	28.579		10:55:33.439	6		1:50.327	40.648	39.529	30.150		10:55:11.614
7		1:49.042		2:22.704	31.222		10:57:22.481	7		1:44.420	39.287	36.713	28.420		10:56:56.034
8		1:47.738	39.305	37.461	30.972		10:59:10.219	8		2:02.636 P	43.480	41.342	37.814		10:58:58.670
9		1:55.545 P	40.954	37.623	36.968		11:01:05.764								

38 Calvet Teo Ford Mustang **47** Colavita Leonardo Chevrolet Camaro
Rookie Buggyra ZM-MFT Racing Racers Motorsport

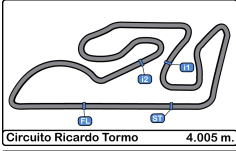
Lap	D	Time	Sector 1	Sector 2	Sector 3	T. Spd	Elapsed	Lap	D	Time	Sector 1	Sector 2	Sector 3	T. Spd	Elapsed
1		10:42:42.265	10:41:28.295	42.069	31.901		10:42:42.265	1		10:42:39.860	10:41:29.276	39.943	30.641		10:42:39.860
2		1:47.728	41.068	37.313	29.347		10:44:29.993	2		1:45.002	39.365	36.737	28.900		10:44:24.862
3		1:45.946	39.876	37.188	28.882		10:46:15.939	3		1:43.029	38.496	36.212	28.321		10:46:07.891
4		1:45.910	39.693	36.952	29.265		10:48:01.849	4		1:50.381	39.009	37.418	33.954		10:47:58.272
5		1:48.299	39.463	36.971	31.865		10:49:50.148	5		2:07.158	44.284	48.120	34.754		10:50:05.430
6		1:45.362	39.631	36.885	28.846		10:51:35.510	6		1:44.131	39.432	36.432	28.267		10:51:49.561
7		1:45.250	39.491	36.975	28.784		10:53:20.760	7		1:49.687	38.959	38.298	32.430		10:53:39.248
8		2:09.258	39.654	52.529	37.075		10:55:30.018	8		1:45.405	38.435	36.246	30.724		10:55:24.653
9		1:45.449	39.396	37.163	28.890		10:57:15.467	9		1:43.335	38.413	36.509	28.413		10:57:07.988
10		1:45.975	39.543	37.120	29.312		10:59:01.442	10		1:48.606	38.653	36.862	33.091		10:58:56.594
11		1:46.036	39.668	37.332	29.036		11:00:47.478	11		1:44.804	38.778	36.918	29.108		11:00:41.398
12		2:24.550 P	48.994	49.666	45.890		11:03:12.028	12		2:12.808 P	47.385	44.200	41.223		11:02:54.206

40 Hauer Matthias Ford Mustang **48** Sokolovskiy Yevgen Chevrolet Camaro
Legend Speedhouse Legend Marko Stipp Motorsport

Lap	D	Time	Sector 1	Sector 2	Sector 3	T. Spd	Elapsed	Lap	D	Time	Sector 1	Sector 2	Sector 3	T. Spd	Elapsed
1		10:46:40.928	10:45:19.767	47.847	33.314		10:46:40.928	1		10:43:31.608	10:42:20.948	39.988	30.672		10:43:31.608
2		1:56.472	44.826	40.500	31.146		10:48:37.400	2		1:46.440	40.624	37.207	28.609		10:45:18.048
3		1:49.587	41.203	38.041	30.343		10:50:26.987	3		1:44.900	39.197	36.818	28.885		10:47:02.948
4		1:48.020	40.528	38.115	29.377		10:52:15.007	4		1:43.699	38.955	36.418	28.326		10:48:46.647
5		1:58.208	45.174	42.941	30.093		10:54:13.215	5		1:45.059	39.498	36.872	28.689		10:50:31.706
6		1:46.934	39.895	37.561	29.478		10:56:00.149	6		1:49.232 P	38.832	36.691	33.709		10:52:20.938
7		1:47.727	40.416	37.703	29.608		10:57:47.876	7		2:52.384	1:43.437	38.661	30.286		10:55:13.322
8		1:59.187 P	43.149	39.053	36.985		10:59:47.063	8		1:44.296	38.874	36.638	28.784		10:56:57.618
								9		1:43.776	38.781	36.458	28.537		10:58:41.394
								10		1:52.639 P	40.313	37.509	34.817		11:00:34.033

44 Koikkalainen Janne Chevrolet Camaro
Rookie Team Bleekemolen

Lap	D	Time	Sector 1	Sector 2	Sector 3	T. Spd	Elapsed
1		10:42:59.542	10:41:45.887	42.609	31.046		10:42:59.542
2		1:49.236	41.352	38.089	29.795		10:44:48.778
3		1:48.779	40.199	38.256	30.324		10:46:37.557
4		1:47.321	40.073	37.954	29.294		10:48:24.878
5		2:01.493 P	40.123	40.650	40.720		10:50:26.371



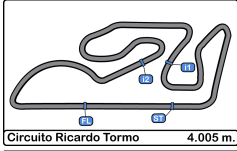
Circuit Ricardo Tormo
EURONASCAR 2
Qualifying
Lap Analysis

50 Hezemans Liam Ford Mustang 58							Lenz Christoph Chevrolet Camaro								
Rookie			Hendriks Motorsport				Rookie			Racingfuel Motorsport					
Lap	D	Time	Sector 1	Sector 2	Sector 3	T. Spd	Elapsed	Lap	D	Time	Sector 1	Sector 2	Sector 3	T. Spd	Elapsed
1		10:42:37.874	10:41:24.298	42.865	30.711		10:42:37.874	1		10:44:36.586	10:43:23.273	42.452	30.861		10:44:36.586
2		1:45.800	39.337	37.553	28.910		10:44:23.674	2		1:52.701	40.465	40.491	31.745		10:46:29.287
3		1:43.465	38.706	36.241	28.518		10:46:07.139	3		1:46.144	39.806	37.336	29.002		10:48:15.431
4		1:58.185	38.804	42.595	36.786		10:48:05.324	4		1:45.762	39.746	37.116	28.900		10:50:01.193
5		1:44.205	38.619	36.578	29.008		10:49:49.529	5		1:45.623	39.209	37.303	29.111		10:51:46.816
6		1:51.697 P	38.824	37.083	35.790		10:51:41.226	6		1:45.874	39.579	37.339	28.956		10:53:32.690
7		3:01.842	1:54.844	38.507	28.491		10:54:43.068	7		1:46.398	39.554	37.704	29.140		10:55:19.088
8		1:43.226	38.671	36.352	28.203		10:56:26.294	8		1:46.590	39.801	38.028	28.761		10:57:05.678
9		1:43.178	38.598	36.439	28.141		10:58:09.472	9		1:46.520	39.492	37.803	29.225		10:58:52.198
10		1:51.502 P	38.887	37.119	35.496		11:00:00.974	10		1:53.774 P	40.323	37.885	35.566		11:00:45.972

54 Del Castello Luli Chevrolet Camaro 64							Quintal Eric Ford Mustang								
Lady Rookie			CAAL Racing				Legend			Speedhouse					
Lap	D	Time	Sector 1	Sector 2	Sector 3	T. Spd	Elapsed	Lap	D	Time	Sector 1	Sector 2	Sector 3	T. Spd	Elapsed
1		10:42:17.334	10:41:04.434	41.653	31.247		10:42:17.334	1		10:47:33.481	10:46:13.662	46.847	32.972		10:47:33.481
2		1:49.449	40.972	39.564	28.913		10:44:06.783	2		1:54.699	44.712	38.907	31.080		10:49:28.180
3		1:47.400	41.179	37.305	28.916		10:45:54.183	3		1:50.251	42.543	38.182	29.526		10:51:18.431
4		1:48.906	42.375	37.560	28.971		10:47:43.089	4		1:47.925	40.351	37.905	29.669		10:53:06.356
5		1:45.648	40.055	37.022	28.571		10:49:28.737	5		1:48.208	40.165	38.153	29.890		10:54:54.564
6		1:46.519	40.930	37.065	28.524		10:51:15.256	6		1:47.705	40.332	38.111	29.262		10:56:42.269
7		1:44.955	39.172	37.066	28.717		10:53:00.211	7		1:48.178	39.825	38.601	29.752		10:58:30.447
8		2:00.529 P	39.396	38.279	42.854		10:55:00.740	8		1:46.502	39.450	37.614	29.438		11:00:16.949
9		2:48.669	1:42.563	37.176	28.930		10:57:49.409	9		2:08.924 P	43.544	41.236	44.144		11:02:25.873
10		1:45.367	39.437	37.116	28.804		10:59:34.766								
11		1:44.932	39.106	36.871	28.955		11:01:19.698								
12		2:14.589 P	42.739	41.568	50.282		11:03:34.287								

56 Linster Gil Ford Mustang							65 Benedetti Roberto Chevrolet Camaro								
			CAAL Racing				Legend			The Club Motorsport					
Lap	D	Time	Sector 1	Sector 2	Sector 3	T. Spd	Elapsed	Lap	D	Time	Sector 1	Sector 2	Sector 3	T. Spd	Elapsed
1		10:42:22.343	10:41:06.690	42.971	32.682		10:42:22.343	1		10:42:05.609	10:40:56.235	39.490	29.884		10:42:05.609
2		1:44.737	38.784	37.205	28.748		10:44:07.080	2		1:47.565	41.064	37.317	29.184		10:43:53.174
3		1:44.502	39.852	36.404	28.246		10:45:51.582	3		1:46.402	39.947	36.863	29.592		10:45:39.576
4		1:42.825	38.377	36.408	28.040		10:47:34.407	4		1:52.267	41.760	40.377	30.130		10:47:31.843
5		1:54.268 P	41.613	39.275	33.380		10:49:28.675	5		1:45.333	39.835	36.645	28.853		10:49:17.176
6		4:24.595	3:17.490	37.219	29.886		10:53:53.270	6		1:45.029	39.584	36.605	28.840		10:51:02.205
7		1:42.757	38.516	36.044	28.197		10:55:36.027	7		1:54.269 P	39.845	38.073	36.351		10:52:56.474
8		1:43.680	38.391	36.446	28.843		10:57:19.707	8		3:10.317	1:59.700	40.085	30.532		10:56:06.791
9		1:42.894	38.546	36.450	27.898		10:59:02.601	9		1:52.795	39.180	40.400	33.215		10:57:59.586
10		2:06.649 P	42.748	42.323	41.548		11:01:09.220	10		1:44.786	39.042	36.872	28.872		10:59:44.372
								11		1:44.950	39.385	36.790	28.775		11:01:29.322
								12		2:11.862 P	42.970	40.877	48.015		11:03:41.184





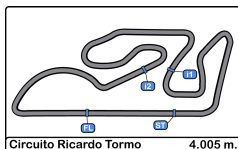
Circuit Ricardo Tormo
EURONASCAR 2
Qualifying
Lap Analysis

69 De Groot Melvin Ford Mustang							94 Alina Loibnegger Chevrolet Camaro								
Legend			Team Bleekemolen				Lady				Racingfuel Motorsport				
Lap	D	Time	Sector 1	Sector 2	Sector 3	T. Spd	Elapsed	Lap	D	Time	Sector 1	Sector 2	Sector 3	T. Spd	Elapsed
1		10:43:26.338	10:42:16.320	39.492	30.526		10:43:26.338	1		10:42:14.748	10:41:00.779	41.880	32.089		10:42:14.748
2		1:45.587	39.875	36.858	28.854		10:45:11.925	2		1:55.294	43.089	42.326	29.879		10:44:10.042
3		1:44.823	39.167	36.768	28.888		10:46:56.748	3		1:50.098	42.342	38.139	29.617		10:46:00.140
4		1:44.300	38.890	36.784	28.626		10:48:41.048	4		1:49.427	40.841	39.073	29.513		10:47:49.567
5		1:44.872	39.107	37.065	28.700		10:50:25.920	5		1:53.025	40.487	42.273	30.265		10:49:42.592
6		1:57.491 P	42.999	39.704	34.788		10:52:23.411	6		1:51.723	41.527	38.692	31.504		10:51:34.315
7		4:06.920	3:01.335	36.834	28.751		10:56:30.331	7		1:51.890	42.589	38.184	31.117		10:53:26.205
8		1:44.298	38.849	36.803	28.646		10:58:14.629	8		1:48.382	40.570	37.799	30.013		10:55:14.587
9		1:44.850	39.019	36.969	28.862		10:59:59.479	9		1:46.864	39.912	37.465	29.487		10:57:01.451
10		1:58.135 P	39.136	36.930	42.069		11:01:57.614	10		1:49.224	40.083	38.843	30.298		10:58:50.675
11								11		1:51.186	42.636	37.923	30.627		11:00:41.861
12								12		2:19.700 P	48.923	46.138	44.639		11:03:01.561

88 Naska Alberto Chevrolet Camaro							
Rookie			CAAL Racing				
Lap	D	Time	Sector 1	Sector 2	Sector 3	T. Spd	Elapsed
1		10:42:02.833	10:40:54.963	38.404	29.466		10:42:02.833
2		1:44.324	39.222	36.793	28.309		10:43:47.157
3		1:42.874	38.766	35.830	28.278		10:45:30.031
4		1:42.457	38.386	36.077	27.994		10:47:12.488
5		1:47.647 P	38.329	36.198	33.120		10:49:00.135
6		4:04.326	2:51.007	37.665	35.654		10:53:04.461
7		1:46.376	38.292	38.658	29.426		10:54:50.837
8		1:48.723	39.845	39.613	29.265		10:56:39.560
9		1:42.539	38.527	36.102	27.910		10:58:22.099
10		1:49.147 P	38.243	36.034	34.870		11:00:11.246

89 Panebianco Alberto Chevrolet Camaro							
Not Only Motorsport							
Lap	D	Time	Sector 1	Sector 2	Sector 3	T. Spd	Elapsed
1		10:42:47.830	10:41:30.398	42.275	35.157		10:42:47.830
2		1:49.346	40.679	39.291	29.376		10:44:37.176
3		1:58.648	41.078	46.552	31.018		10:46:35.824
4			40.219				

90 Deodhar Advait Chevrolet Camaro							
Not Only Motorsport							
Lap	D	Time	Sector 1	Sector 2	Sector 3	T. Spd	Elapsed
1		10:45:05.128	10:43:51.950	42.126	31.052		10:45:05.128
2		2:02.015 P	40.043	41.354	40.618		10:47:07.143
3		3:35.180	2:26.542	38.564	30.074		10:50:42.323
4		1:44.463	39.363	36.662	28.438		10:52:26.786
5		1:44.788	39.076	37.087	28.625		10:54:11.574
6		1:43.709	38.713	36.730	28.266		10:55:55.283
7		1:49.554	42.960	37.459	29.135		10:57:44.837
8		1:46.872	39.033	37.299	30.540		10:59:31.709
9		4:58.700 P	39.114	38.902	40.684		11:01:30.409



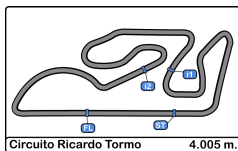
Circuit Ricardo Tormo

EURONASCAR 2

Qualifying

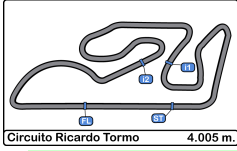
Best Sectors Results

Sector - 1			Sector - 2			Sector - 3			Ideal Lap vs Best Lap						
Clas	Nº	Driver	Time	Nº	Driver	Time	Nº	Driver	Time	Clas	Nº	Driver	Ideal Lap	Best Lap	Clas
1	5	Tziortzis Vladimiros	37.935	88	Naska Alberto	35.830	56	Linster Gil	27.898	1	5	Tziortzis Vladimiros	1:41.831	1:41.997	1
2	88	Naska Alberto	38.243	5	Tziortzis Vladimiros	35.886	88	Naska Alberto	27.910	2	88	Naska Alberto	1:41.983	1:42.457	2
3	7	Doubek Martin	38.374	56	Linster Gil	36.044	7	Doubek Martin	27.933	3	56	Linster Gil	1:42.319	1:42.757	4
4	56	Linster Gil	38.377	16	De Matteo Alfredo	36.193	5	Tziortzis Vladimiros	28.010	4	7	Doubek Martin	1:42.516	1:42.591	3
5	24	Malcharek Christian	38.399	3	Delsaux Ulysse	36.203	50	Hezemans Liam	28.141	5	3	Delsaux Ulysse	1:42.887	1:42.953	5
6	47	Colavita Leonardo	38.413	7	Doubek Martin	36.209	3	Delsaux Ulysse	28.153	6	47	Colavita Leonardo	1:42.892	1:43.029	6
7	3	Delsaux Ulysse	38.531	47	Colavita Leonardo	36.212	90	Deodhar Advait	28.266	7	50	Hezemans Liam	1:42.980	1:43.178	7
8	50	Hezemans Liam	38.598	50	Hezemans Liam	36.241	47	Colavita Leonardo	28.267	8	16	De Matteo Alfredo	1:43.149	1:43.334	8
9	16	De Matteo Alfredo	38.616	33	Jouffreau Paul	36.305	48	Sokolovskiy Yevgen	28.326	9	24	Malcharek Christian	1:43.239	1:43.346	9
10	17	Garisto Francesco	38.703	17	Garisto Francesco	36.400	16	De Matteo Alfredo	28.340	10	17	Garisto Francesco	1:43.477	1:43.627	10
11	90	Deodhar Advait	38.713	48	Sokolovskiy Yevgen	36.418	24	Malcharek Christian	28.369	11	48	Sokolovskiy Yevgen	1:43.525	1:43.699	11
12	48	Sokolovskiy Yevgen	38.781	24	Malcharek Christian	36.471	17	Garisto Francesco	28.374	12	33	Jouffreau Paul	1:43.566	1:43.711	13
13	33	Jouffreau Paul	38.827	46	Gomes Miguel	36.560	46	Gomes Miguel	28.420	13	90	Deodhar Advait	1:43.641	1:43.709	12
14	69	De Groot Melvin	38.849	65	Benedetti Roberto	36.605	33	Jouffreau Paul	28.434	14	69	De Groot Melvin	1:44.243	1:44.298	14
15	65	Benedetti Roberto	39.042	90	Deodhar Advait	36.662	54	Del Castello Luli	28.524	15	46	Gomes Miguel	1:44.267	1:44.420	15
16	27	Schober Patrick	39.085	69	De Groot Melvin	36.768	8	Valeri Paolo	28.542	16	65	Benedetti Roberto	1:44.422	1:44.786	16
17	54	Del Castello Luli	39.106	54	Del Castello Luli	36.871	29	Koloc Aliyyah	28.621	17	54	Del Castello Luli	1:44.501	1:44.932	18
18	23	Lintukanto Leevi	39.133	38	Calvet Teo	36.885	69	De Groot Melvin	28.626	18	29	Koloc Aliyyah	1:44.710	1:44.911	17
19	29	Koloc Aliyyah	39.190	29	Koloc Aliyyah	36.899	4	Panagiotis Yannick	28.681	19	27	Schober Patrick	1:44.831	1:45.142	21
20	58	Lenz Christoph	39.209	27	Schober Patrick	36.927	23	Lintukanto Leevi	28.690	20	8	Valeri Paolo	1:44.864	1:44.962	19
21	8	Valeri Paolo	39.277	8	Valeri Paolo	37.045	58	Lenz Christoph	28.761	21	23	Lintukanto Leevi	1:44.914	1:45.075	20
22	46	Gomes Miguel	39.287	23	Lintukanto Leevi	37.091	65	Benedetti Roberto	28.775	22	38	Calvet Teo	1:45.065	1:45.250	22
23	38	Calvet Teo	39.396	58	Lenz Christoph	37.116	38	Calvet Teo	28.784	23	58	Lenz Christoph	1:45.086	1:45.623	23
24	64	Quintal Eric	39.450	2	Vingilis Kasparas	37.241	27	Schober Patrick	28.819	24	4	Panagiotis Yannick	1:45.615	1:46.027	24
25	4	Panagiotis Yannick	39.611	4	Panagiotis Yannick	37.323	64	Quintal Eric	29.262	25	64	Quintal Eric	1:46.326	1:46.502	25
26	40	Hauer Matthias	39.895	94	Alina Loibnegger	37.465	44	Koikkalainen Janne	29.294	26	40	Hauer Matthias	1:46.833	1:46.934	27
27	94	Alina Loibnegger	39.912	40	Hauer Matthias	37.561	89	Panebianco Alberto	29.376	27	94	Alina Loibnegger	1:46.864	1:46.864	26
28	44	Koikkalainen Janne	40.073	64	Quintal Eric	37.614	40	Hauer Matthias	29.377	28	44	Koikkalainen Janne	1:47.321	1:47.321	28
29	89	Panebianco Alberto	40.219	44	Koikkalainen Janne	37.954	14	Casoli Arianna	29.480	29	2	Vingilis Kasparas	1:47.440	1:48.208	29
30	14	Casoli Arianna	40.445	14	Casoli Arianna	38.172	94	Alina Loibnegger	29.487	30	14	Casoli Arianna	1:48.097	1:48.404	30
31	2	Vingilis Kasparas	40.657	89	Panebianco Alberto	39.291	2	Vingilis Kasparas	29.542	31	89	Panebianco Alberto	1:48.886	1:49.346	31
32	1	Tronconi Andrea	Transpo	1	Tronconi Andrea	46.129	1	Tronconi Andrea	41.721	32	1	Tronconi Andrea	Transpo	Transpo	32



Circuit Ricardo Tormo
EURONASCAR 2
Qualifying
Best 5 Lap Times

Cls	N°	Driver	Nat	Cat	Cls	Team	Nat	Vehicle	Best 1		Best 2		Best 3		Best 4		Best 5	
									Time	Lap	Time	Lap	Time	Lap	Time	Lap	Time	Lap
1	5	Tziortzis Vladimiro	CYP			Academy Motorsport / Alex Caffi	ITA	EuroNASCAR FJ	1:41.997	6	1:42.288	4	1:42.364	8	1:42.686	3	1:43.444	5
2	88	Naska Alberto	ITA	Rooki	1	CAAL Racing	ITA	Chevrolet Camaro	1:42.457	4	1:42.539	9	1:42.874	3	1:44.324	2	1:46.376	7
3	7	Doubek Martin	CZE			Hendriks Motorsport	NLD	Ford Mustang	1:42.591	6	1:43.027	7	1:43.050	3	1:43.189	8	1:43.496	4
4	56	Linster Gil	LUX			CAAL Racing	ITA	Ford Mustang	1:42.757	7	1:42.825	4	1:43.680	8	1:44.502	3	1:54.268	5
5	3	Delsaux Ulysse	FRA			RDV Competition	FRA	EuroNASCAR FJ	1:42.953	7	1:43.095	11	1:43.126	8	1:44.396	4	1:44.454	10
6	47	Colavita Leonardo	ITA			Racers Motorsport	ITA	Chevrolet Camaro	1:43.029	3	1:43.335	9	1:44.131	6	1:44.804	11	1:45.002	2
7	50	Hezemans Liam	NLD	Rooki	2	Hendriks Motorsport	NLD	Ford Mustang	1:43.178	9	1:43.226	8	1:43.465	3	1:44.205	5	1:45.800	2
8	16	De Matteo Alfredo	ITA	Rooki	3	MK1 Racing - RaceArt	ITA	Shadow DNM8	1:43.334	7	1:44.300	9	1:45.056	2	1:45.602	8	1:52.859	10
9	24	Malcharek Christian	SVK			PK Carsport	BEL	Chevrolet Camaro	1:43.346	4	1:43.848	3	1:44.993	2	1:47.227	5	1:48.320	6
10	17	Garisto Francesco	ITA			MK1 Racing - RaceArt	ITA	Shadow DNM8	1:43.627	11	1:43.756	9	1:43.773	10	1:44.983	3	1:45.584	5
11	48	Sokolovskiy Yevgen	UKR	Lege	1	Marko Stipp Motorsport	DEU	Chevrolet Camaro	1:43.699	4	1:44.296	8	1:44.900	3	1:46.440	2	1:49.232	6
12	90	Deodhar Advait	IND			Not Only Motorsport	ITA	Chevrolet Camaro	1:43.709	6	1:44.463	4	1:44.788	5	1:46.872	8	1:49.554	7
13	33	Jouffreau Paul	FRA	Rooki	4	Speedhouse	FRA	Ford Mustang	1:43.711	6	1:43.751	5	1:43.879	4	1:47.738	8	1:49.042	7
14	69	De Groot Melvin	NLD	Lege	2	Team Bleekemolen	NLD	Ford Mustang	1:44.298	8	1:44.300	4	1:44.823	3	1:44.850	9	1:44.872	5
15	46	Gomes Miguel	PRT	Lege	3	Marko Stipp Motorsport	DEU	Chevrolet Camaro	1:44.420	7	1:44.878	5	1:45.327	4	1:50.327	6	1:51.520	2
16	65	Benedetti Roberto	ITA	Lege	4	The Club Motorsport	ITA	Chevrolet Camaro	1:44.786	10	1:44.950	11	1:45.029	6	1:45.333	5	1:46.402	3
17	29	Koloc Aliyyah	ARE	Lady Rooki	1	Buggyra ZM-MFT Racing	ARE	Ford Mustang	1:44.911	8	1:45.181	4	1:45.285	11	1:45.979	7	1:46.227	10
18	54	Del Castello Luli	ITA	Lady Rooki	2	CAAL Racing	ITA	Chevrolet Camaro	1:44.932	11	1:44.955	7	1:45.648	5	1:46.519	6	1:47.400	3
19	8	Valeri Paolo	ITA	Lege	5	Racers Motorsport	ITA	Chevrolet Camaro	1:44.962	9	1:45.627	4	1:49.085	3	1:49.786	2	1:53.692	7
20	23	Lintukanto Leevi	FIN			Team Bleekemolen	NLD	Chevrolet Camaro	1:45.075	5	1:45.155	4	1:45.352	8	1:45.529	3	1:45.559	6
21	27	Schober Patrick	AUT	Rooki	5	Double V	ITA	Ford Mustang	1:45.142	4	1:45.483	8	1:45.693	6	1:47.000	3	1:47.175	11
22	38	Calvet Teo	FRA	Rooki	6	Buggyra ZM-MFT Racing	ARE	Ford Mustang	1:45.250	7	1:45.362	6	1:45.449	9	1:45.910	4	1:45.946	3
23	58	Lenz Christoph	CHE	Rookie Leoen	1	Racingfuel Motorsport	CHE	Chevrolet Camaro	1:45.623	5	1:45.762	4	1:45.874	6	1:46.144	3	1:46.520	9
24	4	Panagiotis Yannick	FRA	Rookie Leoen	2	Panasport	FRA	Ford Mustang	1:46.027	7	1:46.031	4	1:46.458	9	1:47.117	10	1:47.145	11
25	64	Quintal Eric	FRA	Lege	6	Speedhouse	FRA	Ford Mustang	1:46.502	8	1:47.705	6	1:47.925	4	1:48.178	7	1:48.208	5
26	94	Alina Loibnegger	AUT	Lad	1	Racingfuel Motorsport	CHE	Chevrolet Camaro	1:46.864	9	1:48.382	8	1:49.224	10	1:49.427	4	1:50.098	3
27	40	Hauer Matthias	DEU	Lege	7	Speedhouse	FRA	Ford Mustang	1:46.934	6	1:47.727	7	1:48.020	4	1:49.587	3	1:56.472	2
28	44	Koikkalainen Janne	FIN	Rookie Leoen	3	Team Bleekemolen	NLD	Chevrolet Camaro	1:47.321	4	1:48.779	3	1:49.236	2	2:01.493	5		
29	2	Vingilis Kasparas	LTU	Rooki	7	Academy Motorsport / Alex Caffi	ITA	EuroNASCAR FJ	1:48.208	7	1:48.341	8	1:49.013	4	1:49.424	6	1:49.778	5
30	14	Casoli Arianna	ITA	Lady Leoen	1	Speedhouse	FRA	Ford Mustang	1:48.404	7	1:48.834	5	1:49.060	6	1:50.437	4	1:52.517	3
31	89	Panebianco Alberto	ITA			Not Only Motorsport	ITA	Chevrolet Camaro	1:49.346	2	1:58.648	3						
32	1	Tronconi Andrea	ITA	Rookie Leoen	1	Academy Motorsport / Alex Caffi	ITA	Ford Mustang										



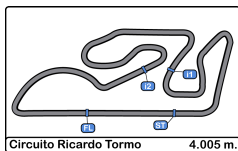
Circuit Ricardo Tormo

EURONASCAR 2

Qualifying

Fastest Laps Sequence

Lap	Time of Day	Session Time	Nº	Driver	Nat	Cat	Team	Nat	Vehicle	Time	Km/h
2	10:43:47.157	3:47.157	88	Naska Alberto		Rookie	CAAL Racing		Chevrolet Camaro	1:44.324	138.2
3	10:45:30.031	5:30.031	88	Naska Alberto		Rookie	CAAL Racing		Chevrolet Camaro	1:42.874	140.1
4	10:47:12.488	7:12.488	88	Naska Alberto		Rookie	CAAL Racing		Chevrolet Camaro	1:42.457	140.7
4	10:52:50.742	12:50.742	5	Tziortzis Vladimiros			Academy Motorsport / Alex Caffi Motorsport		EuroNASCAR FJ	1:42.288	140.9
6	10:56:16.183	16:16.183	5	Tziortzis Vladimiros			Academy Motorsport / Alex Caffi Motorsport		EuroNASCAR FJ	1:41.997	141.3



Circuit Ricardo Tormo

EURONASCAR 2

Qualifying

Pit Stop Analysis

8 Valeri Paolo Chevrolet Camaro

Legend Racers Motorsport

Nº	In Day Time	In Time	Out Time	Pit Time	T. Pit Time	Handicap	Diff.
1	10:54:38.846	10:54:38.846	10:56:31.732	1:52.886	1:52.886		

16 De Matteo Alfredo Shadow DNM8

Rookie MK1 Racing - RaceArt Technology

Nº	In Day Time	In Time	Out Time	Pit Time	T. Pit Time	Handicap	Diff.
1	10:48:36.600	10:48:36.600	10:49:44.606	1:08.006	1:08.006		

17 Garisto Francesco Shadow DNM8

MK1 Racing - RaceArt Technology

Nº	In Day Time	In Time	Out Time	Pit Time	T. Pit Time	Handicap	Diff.
1	10:51:12.044	10:51:12.044	10:52:25.274	1:13.230	1:13.230		

48 Sokolovskiy Yevgen Chevrolet Camaro

Legend Marko Stipp Motorsport

Nº	In Day Time	In Time	Out Time	Pit Time	T. Pit Time	Handicap	Diff.
1	10:52:18.628	10:52:18.628	10:53:20.374	1:01.746	1:01.746		

50 Hezemans Liam Ford Mustang

Rookie Hendriks Motorsport

Nº	In Day Time	In Time	Out Time	Pit Time	T. Pit Time	Handicap	Diff.
1	10:51:38.752	10:51:38.752	10:52:56.584	1:17.832	1:17.832		

54 Del Castello Luli Chevrolet Camaro

Lady Rookie CAAL Racing

Nº	In Day Time	In Time	Out Time	Pit Time	T. Pit Time	Handicap	Diff.
1	10:54:58.300	10:54:58.300	10:56:04.521	1:06.221	1:06.221		

56 Linster Gil Ford Mustang

CAAL Racing

Nº	In Day Time	In Time	Out Time	Pit Time	T. Pit Time	Handicap	Diff.
1	10:49:26.649	10:49:26.649	10:52:07.315	2:40.666	2:40.666		

65 Benedetti Roberto Chevrolet Camaro

Legend The Club Motorsport

Nº	In Day Time	In Time	Out Time	Pit Time	T. Pit Time	Handicap	Diff.
1	10:52:54.239	10:52:54.239	10:54:16.954	1:22.715	1:22.715		

69 De Groot Melvin Ford Mustang

Legend Team Bleekemolen

Nº	In Day Time	In Time	Out Time	Pit Time	T. Pit Time	Handicap	Diff.
1	10:52:20.420	10:52:20.420	10:54:47.216	2:26.796	2:26.796		

88 Naska Alberto Chevrolet Camaro

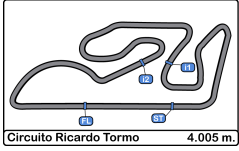
Rookie CAAL Racing

Nº	In Day Time	In Time	Out Time	Pit Time	T. Pit Time	Handicap	Diff.
1	10:48:58.368	10:48:58.368	10:51:11.500	2:13.132	2:13.132		

90 Deodhar Advait Chevrolet Camaro

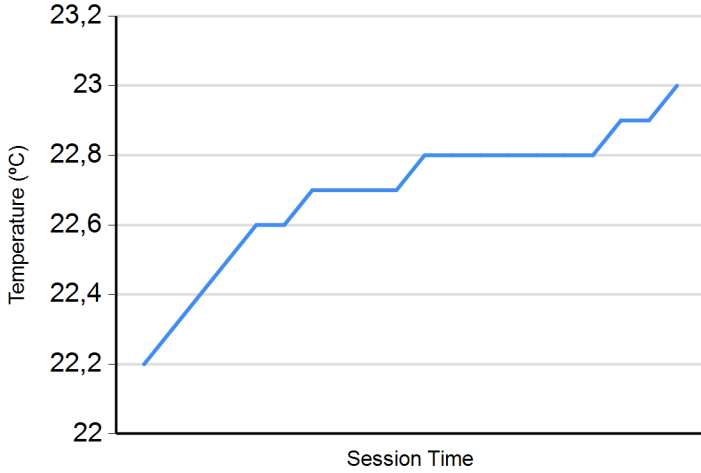
Not Only Motorsport

Nº	In Day Time	In Time	Out Time	Pit Time	T. Pit Time	Handicap	Diff.
1	10:47:04.464	10:47:04.464	10:48:51.378	1:46.914	1:46.914		

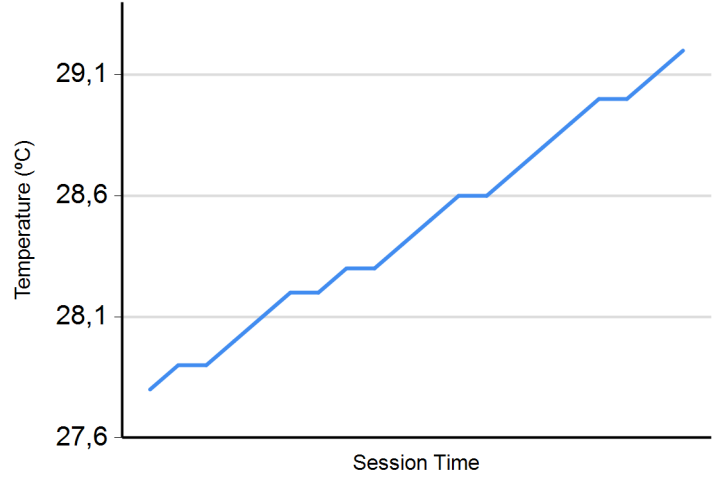


Circuit Ricardo Tormo
EURONASCAR 2
Qualifying
Weather Report

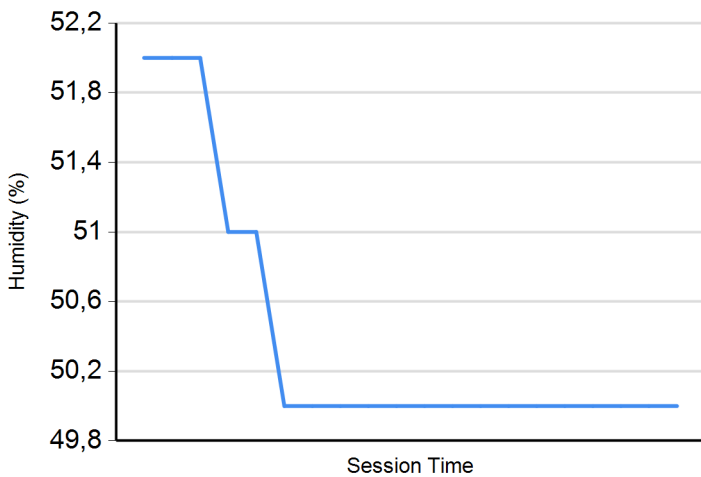
Air Temperature



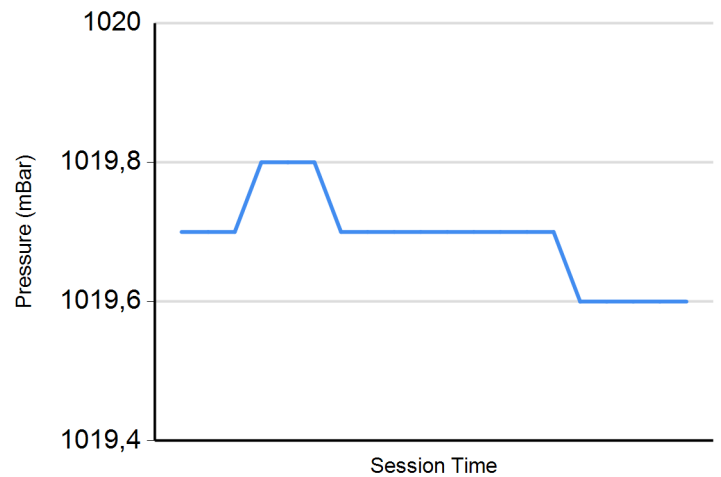
Track Temperature



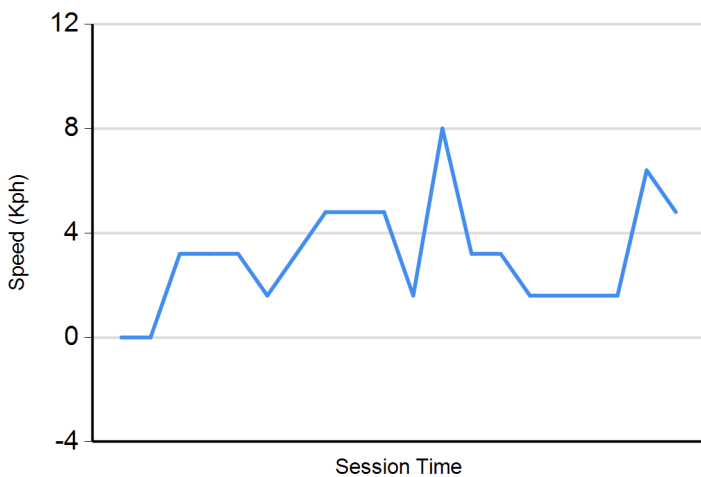
Humidity



Pressure



Wind Speed



Wind direction

